



**Republic of Serbia  
SUPREME COURT**

**ANNUAL REPORT  
ON THE WORK OF THE COURTS  
IN THE REPUBLIC OF SERBIA  
FOR 2024**

Belgrade, March 2025





**Republic of Serbia  
SUPREME COURT**

**ANNUAL REPORT  
ON THE WORK OF THE COURTS  
IN THE REPUBLIC OF SERBIA  
FOR 2024**

Belgrade, March 2025



## TABLE OF CONTENTS

I. INTRODUCTION.....	3
I.1. INTRODUCTORY REMARKS.....	3
I.2. WORK OF THE COURTS IN 2023 WAS MARKED BY THE FOLLOWING .....	4
I.3. CONSTITUTIONAL AND LEGAL FRAMEWORK .....	4
I.4. COURT NETWORK IN THE REPUBLIC OF SERBIA .....	5
I.4.1. COURTS OF GENERAL JURISDICTION .....	5
I.4.2. COURTS OF SPECIAL JURISDICTION .....	7
I.5. NUMBER OF JUDGES AND COURT STAFF IN COURTS .....	8
I.6. COURT FINANCING .....	10
I.6.1. COURT BUDGET.....	10
I.6.2. REVENUES FROM COLLECTED COURT FEES .....	10
I.6.3. COURT ARREARS .....	11
I.6.4. PAYMENT OF DAMAGES PURSUANT TO JUDGEMENTS OF THE EUROPEAN COURT OF HUMAN RIGHTS AND DOMESTIC COURTS IN 2024 .....	11
II. INCOMING, DISPOSED AND PENDING CASES .....	12
II.1. DISPOSED CASES IN 2024 .....	12
II.2. INCOMING CASES IN 2024 .....	13
II.3. CLEARANCE RATE.....	16
II.4. PENDING CASES AT THE END OF 2024.....	17
II.5. THE RATIO OF INCOMING, DISPOSED AND PENDING CASES .....	21
II.5.1. RATIO OF INCOMING, DISPOSED AND PENDING CASES.....	22
BY TYPES OF COURTS IN 2023 .....	22
III. BACKLOG CASES.....	23
III.1. DISPOSED BACKLOG CASES .....	23
III.2. PENDING BACKLOG CASES ON DECEMBER 31, 2024 .....	24
III.3. PENDING BACKLOG CASES BY COURT TYPE AND BY TRIAL MATTERS.	26
III.4. STATUTE OF LIMITATIONS .....	39
(criminal, misdemeanor, commercial matter) .....	39
III.5. APPLICATION OF THE LAW ON ENFORCEMENT AND SECURITY FROM 2016 AND THE LAW ON AMENDMENTS AND SUPPLEMENTS TO THE LAW ON ENFORCEMENT AND SECURITY FROM 2019.....	40
III.5.1. PENDING BACKLOG ENFORCEMENT CASES .....	42

IV. PROTECTION OF THE RIGHT TO A TRIAL WITHIN REASONABLE TIME .....	44
IV.1. PAYMENT OF DAMAGES PURSUANT TO DOMESTIC COURT DECISIONS IN 2024.....	46
V. ACTIONS OF COURTS IN THE FIGHT AGAINST CORRUPTION, HUMAN TRAFFICKING (Article 388 of the CC), VIOLENT BEHAVIOUR AT A SPORTS EVENT OR PUBLIC GATHERING (Article 344-a of the CC), PROTECTION AGAINST DOMESTIC VIOLENCE AND THE SO-CALLED MISSING BABIES	47
V.1. CORRUPTION .....	47
V.2. IMPLEMENTATION OF THE LAW ON PROTECTION OF WHISTLEBLOWERS .....	49
V.3. CRIMINAL ACT OF HUMAN TRAFFICKING (Article 388 of the CC) .....	50
V.4. CRIMINAL ACT OF VIOLENT BEHAVIOR AT SPORTS EVENT OR AT PUBLIC GATHERING (Article 344-a of the CC).....	50
V.5. CASES UNDER THE LAW ON DETERMINATION OF THE STATUS OF NEWBORN INFANTS.....	51
V.6. CASES OF PROTECTION AGAINST DOMESTIC VIOLENCE .....	51
VI. QUALITY .....	52
VII. PERFORMANCE INDICATORS ACCORDING TO THE CEPEJ.....	54
VIII. REPORT ON THE WORK OF THE SUPREME COURT .....	58
VIII.1. GENERAL INFORMATION .....	58
VIII.2. JURISDICTION OF THE SUPREME COURT .....	58
VIII.3. WORK OF COURT DEPARTMENTS.....	62
VIII.5. WORK OF THE COURT ADMINISTRATION.....	65
VIII.5.1. ADOPTED GENERAL NORMATIVE ACTS .....	65
VIII.5.2. ACTING UPON REQUESTS FOR FREE ACCESS TO INFORMATION OF PUBLIC IMPORTANCE.....	66
VIII.5.3. ACTIONS BASED UPON APPLICATIONS AND COMPLAINTS .....	66
VIII.5.4. SUBMITTING RESPONSES TO THE DEFENDANT BEFORE THE EUROPEAN COURT OF HUMAN RIGHTS .....	66
VIII.6. HARMONIZATION OF CASE LAW.....	67
VIII.6.1. CASE LAW DATABASE .....	67
VIII.7. ACTIVITIES OF THE SUPREME COURT IN THE PROCESS OF ACCESSION OF THE REPUBLIC OF SERBIA TO THE EUROPEAN UNION.....	68
VIII.8. INTERNATIONAL COOPERATION .....	68
VIII.9. ACTIVITIES OF SUPREME COURT .....	69
VIII.9.1. ACTIVITIES OF THE PRESIDENT OF THE SUPREME COURT.....	70

VIII.9.2. CONFERENCES, ROUND TABLES AND WORKSHOPS ATTENDED BY THE JUDGES OF THE SUPREME COURT .....	70
VIII.9.3. EDUCATION OF EMPLOYEES IN THE SUPREME COURT .....	73
VIII.10. COOPERATION WITH OTHER BODIES AND INSTITUTIONS.....	73
VIII.11. PUBLIC WORK.....	73
IX. BRIEF OVERVIEW OF THE WORK OF COURTS IN 2024.....	74







**Republic of Serbia**  
**SUPREME COURT**  
**Su I-1 37/2025**  
**February 20th, 2025**  
**B e l g r a d e**

## **ANNUAL REPORT ON THE WORK OF ALL COURTS IN THE REPUBLIC OF SERBIA FOR 2024**

### **I. INTRODUCTION**

#### **I.1. INTRODUCTORY REMARKS**

The Annual Report on the work of the courts of the Republic of Serbia for 2024 was prepared on the basis of individual statistical reports of all courts on their work, which are collected and processed by the Supreme Court, as the highest court in the Republic of Serbia.

The Annual Report on the work of the courts of the Republic of Serbia for 2024 represents a shortened analysis of the work of all the courts of the Republic of Serbia in the previous year, observed through statistical data – indicators of efficiency, performance and quality.

In addition to the statistical data on the work of the courts in 2024, data from the annual reports on the work of the courts for the past *five* years (period *from 2020 to 2024*), except for backlog cases, are also presented, with the aim of monitoring progress in reducing the number of pending, especially backlog cases, the workload of courts, the quality and length of court proceedings, as indicators of the court efficiency.

*\*The data used in the Annual Report were collected from the High Court Council and the company "Eviden", which processes statistical data, and the Supreme Court is not responsible for the accuracy of data.*

## **I.2. WORK OF THE COURTS IN 2024 WAS MARKED BY THE FOLLOWING**

1. In 2024, the courts acted with a reduced number of judges, since the procedure for selecting judges slowed down the entry into office of newly elected judges.
2. During the aforementioned period, there were as many as **466** vacant judicial positions, while a significant number of the most experienced judges – **166** – ceased to hold judicial office.
3. Competent courts are still burdened with a large number of repetitive cases in civil matters (cases with a basis of dispute, where the purpose of collecting the costs of processing bank loans, following lawsuits against banks).
4. In the Case Law Database of Appellate and national level courts, as of December 31, 2024, there were 472,475 integral decisions, 66,197 anonymized decisions, 193 legal opinions, 80 case law bulletins and 58 decisions wordings.

## **I.3. CONSTITUTIONAL AND LEGAL FRAMEWORK**

New judicial laws aligned with constitutional amendments, including the Law on Judges, the Law on the Organization of Courts and the Law on the High Court Council, were adopted in 2023 and published in the “Official Gazette of the Republic of Serbia”, No. 10/2023 on February 9, 2023.

According to the current provisions of the Constitution and laws, the judicial power belongs to the courts and is independent of the legislative and executive powers. Courts protect the legal order of the Republic of Serbia, the freedoms and rights of citizens, the legally established rights and interests of legal subjects, ensure constitutionality and legality, uniform application of rights and equal protection of all before the law.

A court decision can be reviewed only by a competent court in a procedure prescribed by law, as well as by the Constitutional Court in a procedure based on a constitutional appeal. Everyone shall respect the final and enforceable court decision.

Judicial power is unique on the territory of the Republic of Serbia and belongs to the courts of general and special jurisdiction.

Courts of general jurisdiction are basic courts, higher courts, appellate courts and the Supreme Court.

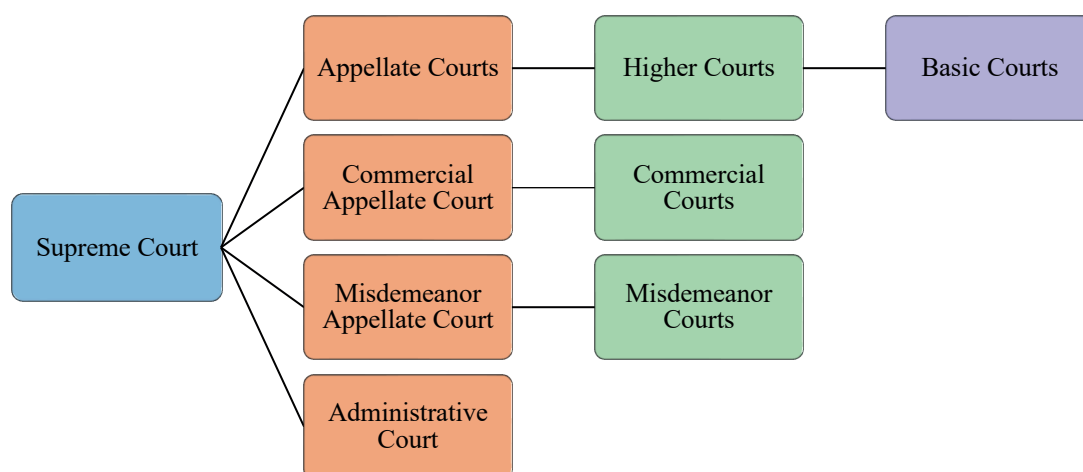
Courts of special jurisdiction are the Administrative Court, Commercial Appellate Court, Misdemeanor Appellate Court, commercial courts and misdemeanor courts.

The Supreme Court is the highest court in the Republic of Serbia and it is directly superior to the Commercial Appellate Court, Misdemeanor Appellate Court, the Administrative Court and the Appellate Court.

In addition to the Supreme Court, the Commercial Appellate Court, the Misdemeanor Appellate Court and the Administrative Court are republic-level courts.

As of January 1, 2014, in the Republic of Serbia there is the total of 159 courts, out of which 66 courts act as basic courts, 25 as higher, 16 commercial, 44 misdemeanor and the Administrative Court. Higher courts act as second instance courts, as well as four appellate courts, Commercial Appellate Court and Misdemeanor Appellate Court.

#### **I.4. COURT NETWORK IN THE REPUBLIC OF SERBIA**



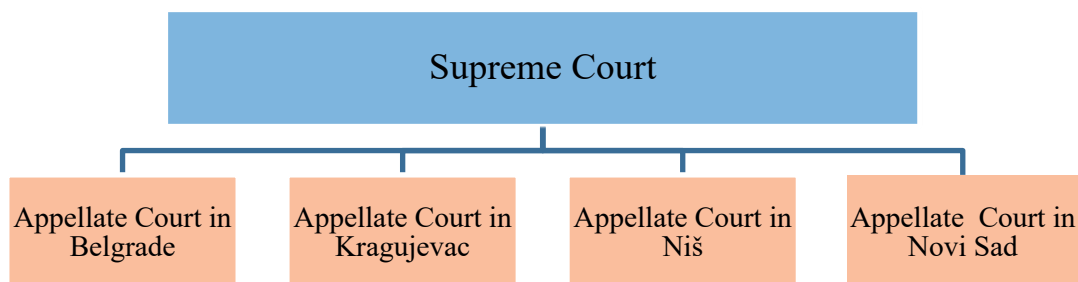
*Map No. 1*

##### **I.4.1. COURTS OF GENERAL JURISDICTION**

Courts of general jurisdiction are basic courts, higher courts, appellate courts and the Supreme Court.

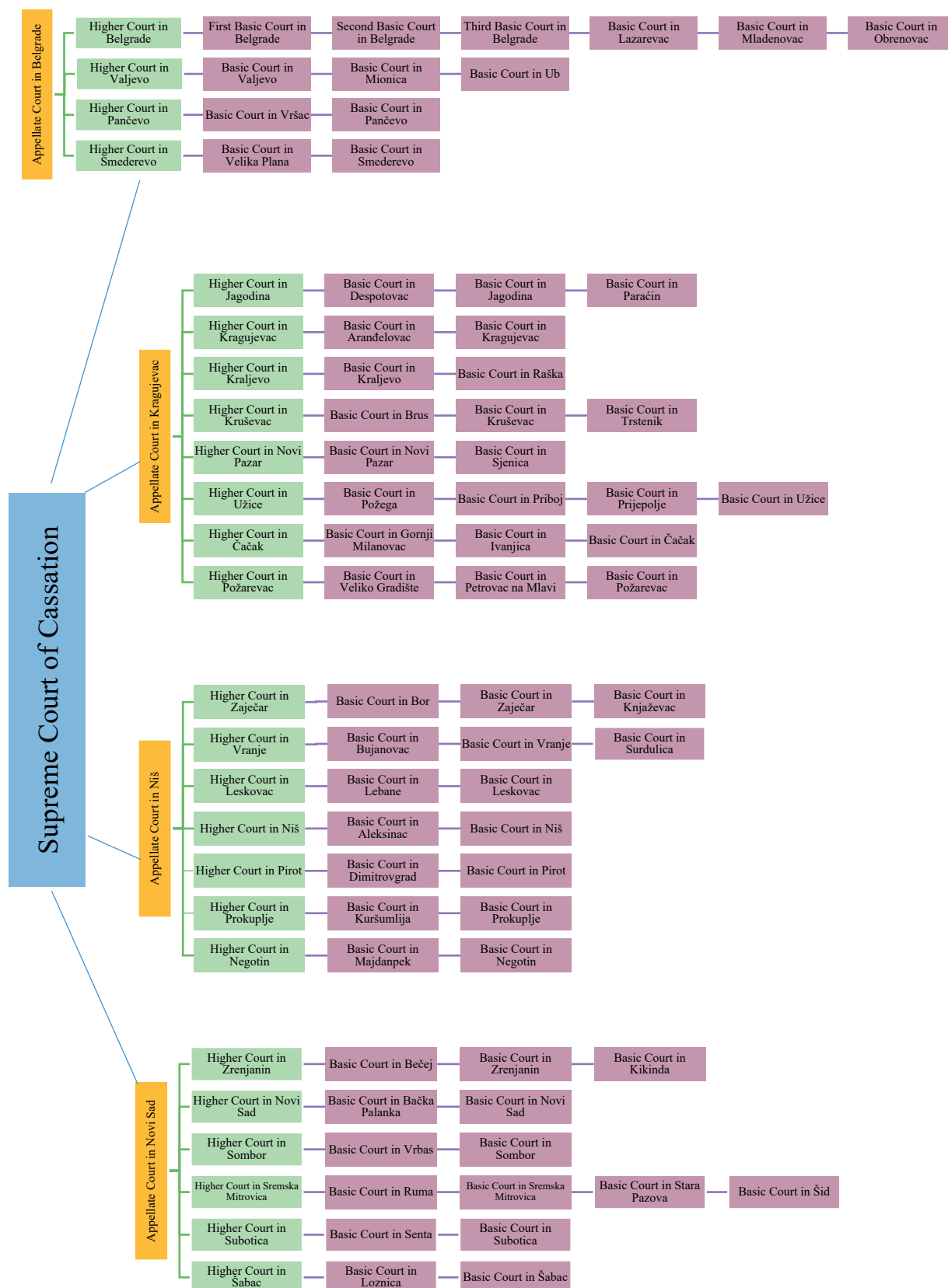
The Supreme Court is directly superior to the appellate courts, the appellate courts are directly superior to higher and basic courts, and the higher courts are directly superior to the basic courts.

In the Republic of Serbia, 4 appellate courts were established with seats in: Belgrade, Kragujevac, Niš and Novi Sad.



*Map No. 2*

# Annual Report on the Work of the Courts in the Republic of Serbia for 2024



Map No. 3

## I.4.2. COURTS OF SPECIAL JURISDICTION

Courts of special jurisdiction are: Administrative Court, Commercial Appellate Court, Misdemeanor Appellate Court, commercial courts and misdemeanor courts.

Commercial Appellate Court is directly superior to commercial courts, while the Misdemeanor Appellate Court is directly superior to misdemeanor courts.

Commercial Appellate Court	Commercial Court in Belgrade	Commercial Court in Kraljevo	Commercial Court in Novi Sad	Commercial Court in Sremska Mitrovica
	Commercial Court in Valjevo	Commercial Court in Kragujevac	Commercial Court in Pančevo	Commercial Court in Subotica
	Commercial Court in Zaječar	Commercial Court in Leskovac	Commercial Court in Požarevac	Commercial Court in Užice
	Commercial Court in Zrenjanin	Commercial Court in Niš	Commercial Court in Sombor	Commercial Court in Čačak

Map No. 4

Misdemeanor Appellate Court	Misdemeanor Court in Arandelovac	Misdemeanor Court in Kikinda	Misdemeanor Court in Novi Sad	Misdemeanor Court in Raška
	Misdemeanor Court in Bačka Palanka	Misdemeanor Court in Kragujevac	Misdemeanor Court in Obrenovac	Misdemeanor Court in Senta
	Misdemeanor Court in Belgrade	Misdemeanor Court in Kraljevo	Misdemeanor Court in Pančevo	Misdemeanor Court in Sjenica
	Misdemeanor Court in Bečej	Misdemeanor Court in Kruševac	Misdemeanor Court in Paraćin	Misdemeanor Court in Smederevo
	Misdemeanor Court in Valjevo	Misdemeanor Court in Lazarevac	Misdemeanor Court in Pirot	Misdemeanor Court in Sombor
	Misdemeanor Court in Vranje	Misdemeanor Court in Leskovac	Misdemeanor Court in Požarevac	Misdemeanor Court in Subotica
	Misdemeanor Court in Vršac	Misdemeanor Court in Loznica	Misdemeanor Court in Požega	Misdemeanor Court in Sremska Mitrovica
	Misdemeanor Court in Gornji Milanovac	Misdemeanor Court in Mladenovac	Misdemeanor Court in Preševo	Misdemeanor Court in Trstenik
	Misdemeanor Court in Zaječar	Misdemeanor Court in Negotin	Misdemeanor Court in Prijepolje	Misdemeanor Court in Užice
	Misdemeanor Court in Zrenjanin	Misdemeanor Court in Niš	Misdemeanor Court in Prokuplje	Misdemeanor Court in Čačak
	Misdemeanor Court in Jagodina	Misdemeanor Court in Novi Pazar	Misdemeanor Court in Ruma	Misdemeanor Court in Šabac

Map No. 5

### I.5. NUMBER OF JUDGES AND COURT STAFF IN COURTS

According to the data of the High Court Council as of December 31, 2024, the total number of all judicial positions in all courts in the Republic of Serbia, determined by the Decision of the High Court Council was **3,107** of which **2,654** positions were filled, while **2,415** judges were effectively working.

NUMBER OF JUDGES IN THE REPUBLIC OF SERBIA ON DECEMBER 31, 2024

Court	Number of judges according to the Decision of the High Court Council	Number of filled positions	Number of judges in the report on the work of court for the period 01.01. – 31.12.2024
Supreme Court	55	45	32
Administrative Court	64	62	46
Commercial Appellate Court	41	38	28
Misdemeanor Appellate Court	65	49	43
Appellate Courts	240	202	164
Higher Courts	447	378	322
Basic Courts	1,456	1,254	1,168
Commercial Courts	187	158	162
Misdemeanor Courts	552	468	450
<b>TOTAL:</b>	<b>3,107</b>	<b>2,654</b>	<b>2,415</b>

Table No. 1

In 2024, as in the previous four years, once again there were vacant judicial posts in the judicial system: 2020-386, 2021-353, 2022-416, 2023-466 and in **2024-692**.

In addition, during the aforementioned period, a significant number of the most experienced judges (**166**) ceased to hold judicial office.

#### OVERVIEW OF THE NUMBER OF JUDGES IN THE COURTS IN THE REPUBLIC OF SERBIA WHO EFFECTIVELY ADJUDICATED

TOTAL NUMBER OF JUDGES	2020	2021	2022	2023	2024
	2,570	2,508	2,503	2,475	2,415

Table No. 2

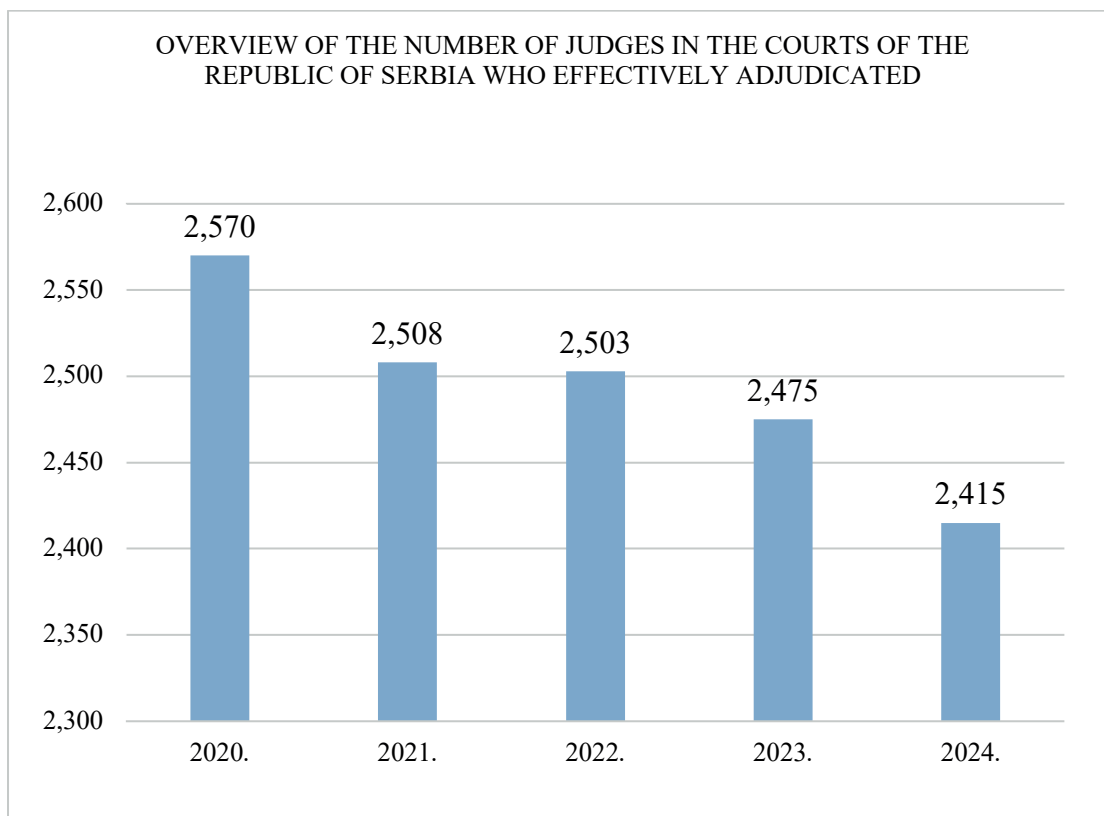


Chart No. 1

The average age of judges in Serbia is **51**. There was a total of **716** male and **1,938** female judges. There were **365** judges that were 40 years old or younger, **883** judges from 40 to 50, **891** judges from 50 to 60 and **515** judges that were older than 60.

According to the High Court Council, there was a total of **10,946** employees – court staff, of which: **1,758** judicial assistants, **6,508** civil servants and **2,680** general service employees.

NUMBER OF ENGAGED CIVIL SERVANTS AND GENERAL SERVICE EMPLOYEES IN 2024

No.	Court staff	Total engaged	Average age
1.	Judicial assistants	1,758	41
2.	Other civil servants	6,508	49
3.	General service employees	2,680	51
TOTAL		10,946	48

Table No. 3

According to the data of the High Court Council, the average age of court staff is **48**, of which the average age of judicial assistants is **41**, other civil servants **49**, and general service employees **51**.

In the period from 2020 to 2024, the number of court staff in the court system was as follows: **2020-10,795**, **2021-10,697**, **2022-10,660**, **2023-11,013** and **2024-10,946**.

## *Annual Report on the Work of the Courts in the Republic of Serbia for 2024*

NUMBER OF ENGAGED CIVIL SERVANTS AND GENERAL SERVICE EMPLOYEES BY YEARS

No.	Court staff	2020	2021	2022	2023	2024
1	Judicial assistants	1,704	1,661	1,675	1,721	1,758
2	Other civil servants	6,153	6,205	6,276	6,592	6,508
3	General service employees	2,938	2,831	2,709	2,700	2,680
Total engaged			10,795	10,697	10,660	10,946
Average age			46	47	48	48

Table No. 4

**The number of judicial assistants** in the same period was: **2020-1,704, 2021-1,661, 2022-1,675, 2023-1 and 2024-1,758**, which is still insufficient number, compared to the influx of cases and the number of judges.

In addition, it should be noted that there are only 111 judicial assistant trainees engaged in the judicial system, while no employment relationship has been established with 324 volunteer trainees.

The slower pace of filling vacant positions according to valid systematizations, continued from 2020 with valid budget laws for the current year and the Law on Civil Servants, which further reduced the efficiency of judicial function, especially with regard to drafting court decisions.

## **I.6. COURT FINANCING**

### **I.6.1. COURT BUDGET**

The Law on the organization of courts stipulates that funds for the work of courts are provided in the Budget of the Republic of Serbia. Funds for the operation of the courts should be of a volume and inflow that maintain the independence of the judiciary and enable the orderly operation of the courts.

The Law on the Budget of the Republic of Serbia for 2024 ("Official Gazette of the Republic of Serbia", No. 92/2023 and 79/2024), within Section 6 - Courts, allocated funds for the work of the courts in the total amount of RSD **40,355,088,000.00**, which is **1.689 %** of the total budget of the Republic of Serbia, which amounted to RSD **2,389,278,467,000.00**.

### **I.6.2. REVENUES FROM COLLECTED COURT FEES**

In **2024**, the total revenues from collected court fees were RSD **6,729,622,109.18**.

The Law on Court Fees prescribes the manner of using part of the funds from the collected court fees. The collected fees are revenue from the Budget of the Republic of Serbia, however, 40% of the collected fees is being distributed for current expenditures of the courts, 20% for improving the financial position of court and prosecutorial staff, and 40% of the total funds is allocated as revenues of the budget of the Republic of Serbia.



### **I.6.3. COURT ARREARS**

Allocated resources that were insufficient for the work of the courts negatively affect the efficiency of the work of the courts. Court accounts are often blocked, arrears are created (assumed, but overdue payments), which together leads to a halt in the work of the courts, since they are unable to settle assumed obligations, especially those related to the costs of court proceedings, delivery of court documents, utility and energy services, procurement of office supplies and fuel, etc.

On December 31, 2024, court arrears amounted to a total of RSD **2,451,450,208.11**, while in the forced collected system, which is not accounted for in the court arrears, the remaining uncollected in the forced collection system:

in the accounts of higher courts -	<b>123,912,458.00 RSD,</b>
in the accounts of basic courts -	<b>77,646,493.00 RSD,</b>
in the accounts of commercial courts -	<b>430,942,443.00 RSD,</b>
in the accounts of misdemeanor courts -	<b>466,529,266.00 RSD.</b>

### **I.6.4. PAYMENT OF DAMAGES PURSUANT TO JUDGEMENTS OF THE EUROPEAN COURT OF HUMAN RIGHTS AND DOMESTIC COURTS IN 2024**

Compensation of intangible damage based on the judgements of the European Court of Human Rights in Strasbourg was RSD **58,309,182.00**.

Compensation of damages based on the violation of the right to a trial within reasonable time based on the judgements of domestic courts, paid voluntarily by courts was RSD **124,971,205.51**.

Compensation of damages based on the violation of the right to a trial within reasonable time based on the judgements of domestic courts, paid through forced collection by courts was RSD **4,305,732,093.42**.

Compensation of damages based on the violation of the right to a trial within reasonable time based on the judgements of domestic courts, paid voluntarily based on an agreement with the State Attorney's Office was RSD **19,997,134.00**.

Total court expenditures for damages amounted to RSD **4,509,009,614.93**.

## II. INCOMING, DISPOSED AND PENDING CASES

### II.1. DISPOSED CASES IN 2024

During **2024**, all courts in the Republic of Serbia disposed **1,754,383** cases, that is **1,699,831** cases without enforcement, while **2,415** judges effectively worked.

Although the courts in 2024 had positive clearance rate, compared to 2023, a total of **89,954** **fewer** cases were disposed, and without enforcement cases, **91,694** **fewer** cases were disposed.

The lower overall number of disposed cases is the result, *inter alia*, of an enormous number of incoming cases in 2021, that the number of judges effectively working at that time was not able to resolve, as well as a continuous decrease in the number of judges effectively adjudicating in the period 2020-2024.

Additionally, a new set of judicial laws came into force in 2023, which significantly slowed down the entry into office of elected judges.

	2020	2021	2022	2023	2024
<b>TOTAL AT THE LEVEL OF SERBIA – ALL CASES</b>	2,013,829	2,415,672	2,132,305	1,844,337	1,754,383
<b>TOTAL AT THE LEVEL OF SERBIA – WITHOUT ENFORCEMENT</b>	1,670,418	2,103,190	2,039,884	1,791,525	1,699,831

Table No. 5

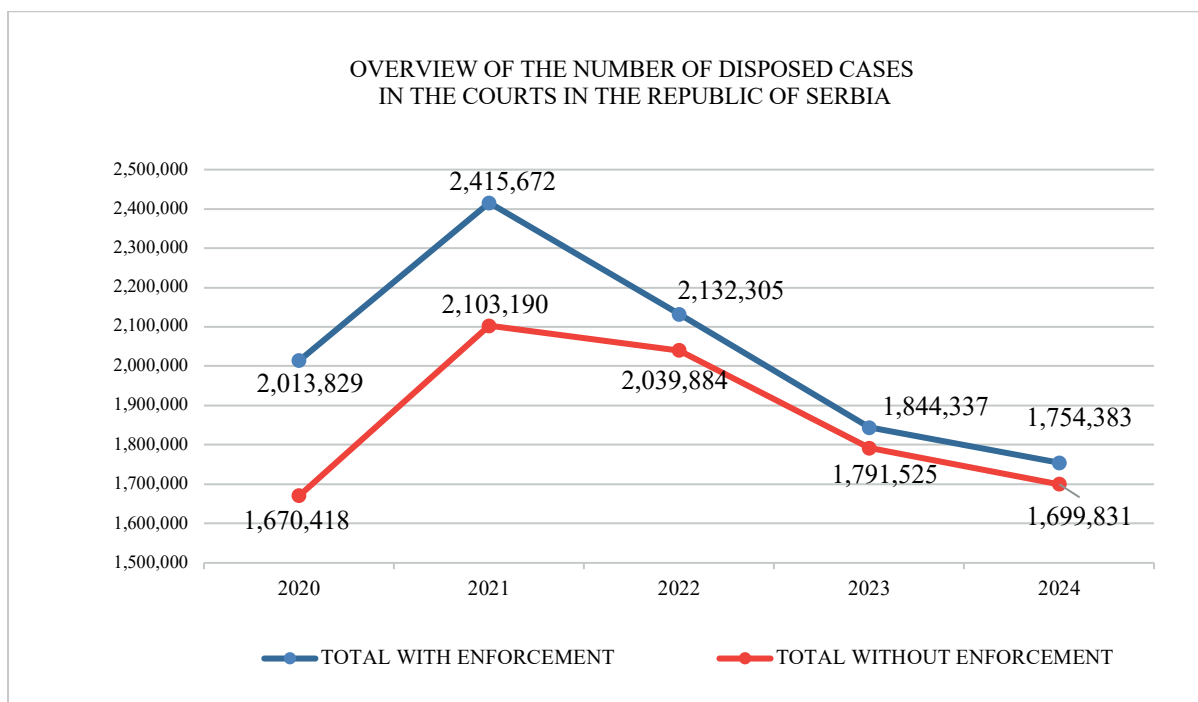


Chart No. 2

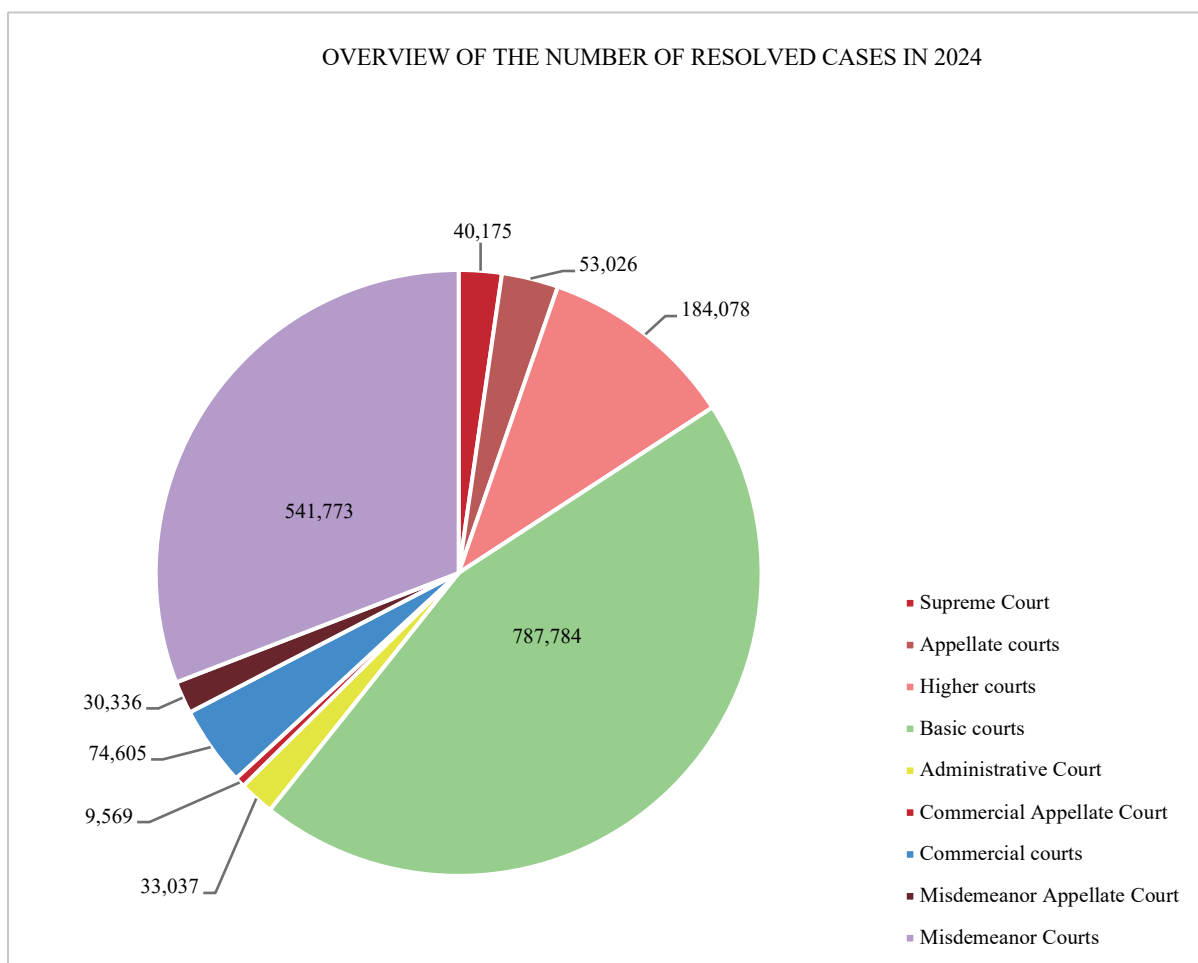


Chart No. 3

There is a noticeable decrease in the number of disposed cases in all courts in the Republic of Serbia, without enforcement cases, which indicates the need to undertake systemic measures.

Moreover, in **2024**, basic courts also disposed **357,671** cases based on the citizens' requests for verification of signatures, manuscripts and transcripts (that are not under the jurisdiction of public notaries), issuing certificates and the like, while higher courts disposed additional **24,856** cases of this type. There were **929,620** such cases disposed in misdemeanor courts. These cases are resolved by the court administration under the supervision of judges, which creates additional **1,309,147** cases disposed by the courts in 2024, that are not shown in the tables in this report as disposed cases.

## II.2. INCOMING CASES IN 2024

In **2024**, all courts in the Republic of Serbia received **1,701,036** cases, i.e. **1,646,363** without enforcement cases, which is the **lowest number of incoming cases since 2020**.

OVERVIEW OF THE NUMBER OF INCOMING CASES IN THE COURTS  
IN THE REPUBLIC OF SERBIA

	2020	2021	2022	2023	2024
<b>TOTAL AT THE LEVEL OF SERBIA – ALL CASES</b>	1,867,911	2,402,486	1,808,813	1,765,479	1,701,036
<b>TOTAL AT THE LEVEL OF SERBIA – WITHOUT ENFORCEMENT</b>	1,808,149	2,343,489	1,752,747	1,713,122	1,646,363

Table No. 6

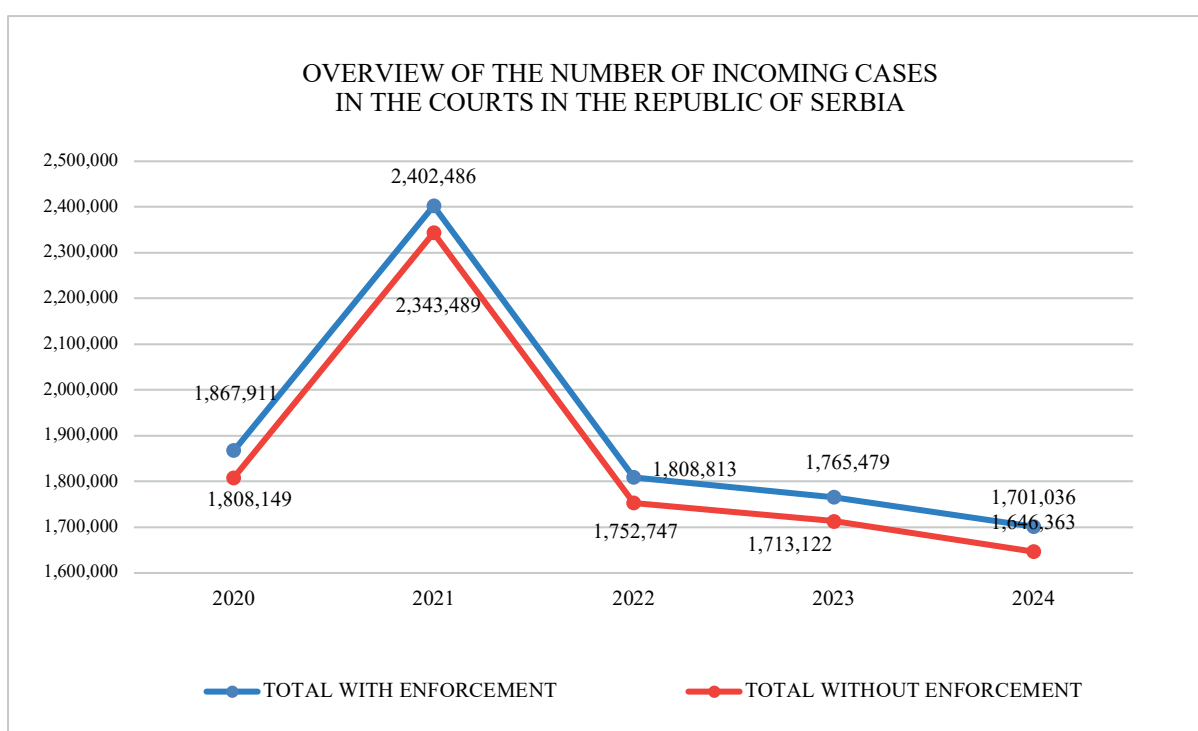


Chart No. 4

Overall, **in the past five years**, there was a total of **9,545,725 incoming** cases in the court system, which continues to significantly burden the court system, especially with the continuous decrease in the overall number of judges.

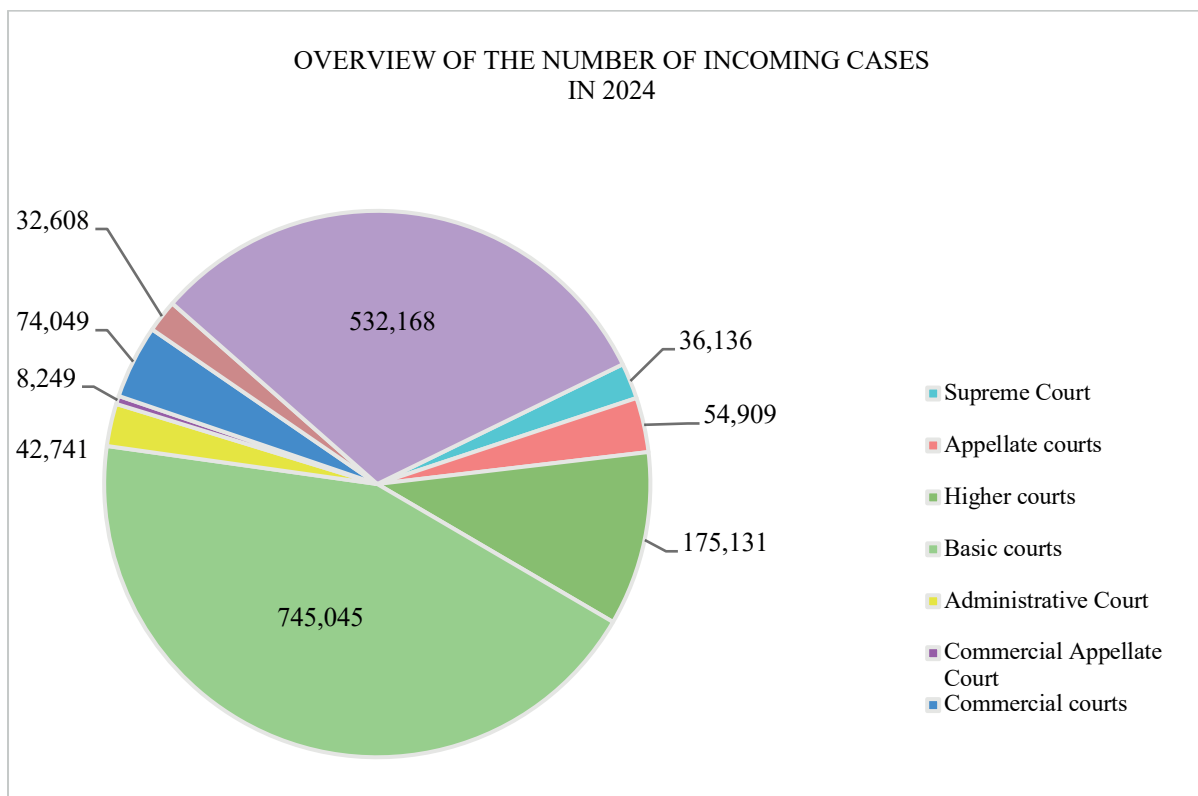


Chart No. 5

**Most cases in 2024 were received by basic and misdemeanor courts.**

In the previous period, **basic courts** had the following number of incoming cases: **2020** – 883,416, **2021** – 1,197,831, **2022** – 765,305, **2023** – 750,954, while in **2024** the total number of incoming cases was **745,045** cases, which is **5,909** cases **less** than in the previous year.

In the previous period, **commercial courts** had the following number of incoming cases: **2020** – 100,116, **2021** – 119,112, **2022** – 96,117, **2023** – 80,575, while in **2024** the total number of incoming cases was **74,049**, which is **6,526** cases **less** than in 2023.

In the previous period, **misdemeanor courts** had the following number of incoming cases: **2019** – 632,715, **2020** – 501,547, **2021** – 571,796, **2022** – 528,891 cases, **2023** – 503,866, while in **2024** the total of incoming cases was **532,168**, which is **28,302** cases **more** than in the previous year.

In the previous period, **higher courts** had the following number of incoming cases: **2020** – 246,293, **2021** – 252,164, **2022** – 212,555, **2023** – 210,487, while in **2024** the total of **175,131** incoming cases was received, which is **35,356** cases **less** than in the previous year.

In the previous period, **appellate courts** had the following number of incoming cases: **2020** – 52,244, **2021** – 58,322, **2022** – 57,972, **2023** – 56,395, while in **2024** the total of incoming cases was **54,909**, which is **1,486** cases **less** than in 2023.

In the previous period, the **Commercial Appellate Court** received the following number of cases: **2020** – 13,803, **2021** – 23,314, **2022** – 19,904 cases, **2023** – 12,922, while in **2024**, the total of **8,249** cases were received, which is **4,673** cases **less** than in 2023.

In the previous period, the **Misdemeanor Appellate Court** received the following number of cases: **2020** – 28,478, **2021** – 30,607, **2022** – 30,154, **2023** – 29,263, while in 2024 the court received **32,608** cases, which is **3,345** cases **more** than in 2023.

A special category of cases within the increased inflow are the cases of the **Administrative Court**, due to the continuous expansion of the jurisdiction through new laws in recent years. In the previous period, the following number of cases was received: **2020** – 32,968, **2021** – 38,927, **2022** – 63,534, **2023** – 78,017, while in **2024**, **42,741** cases were received, which is **35,276** cases **less** than in 2023.

**The Supreme Court** received the following number of cases in the previous period: **2020** – 14,048, **2021** – 19,292 (110,413 with delegated cases), **2022** – 34,381, **2023** – 43,000, while in **2024** the court received **36,136** cases, which is **6,864** cases **less** than in 2023, and from these data it can be concluded that in the last three years, the influx of cases in the Supreme Court has increased by more than 100% compared to previous years, while the number of judges who act effectively has remained more or less the same.

### II.3. CLEARANCE RATE

The chart below shows that the clearance rate (ratio of the number of disposed and the number of incoming cases) in the courts in the Republic of Serbia in 2024, in all matters and in matters without enforcement was positive, with **103.14%**.




Chart No. 6

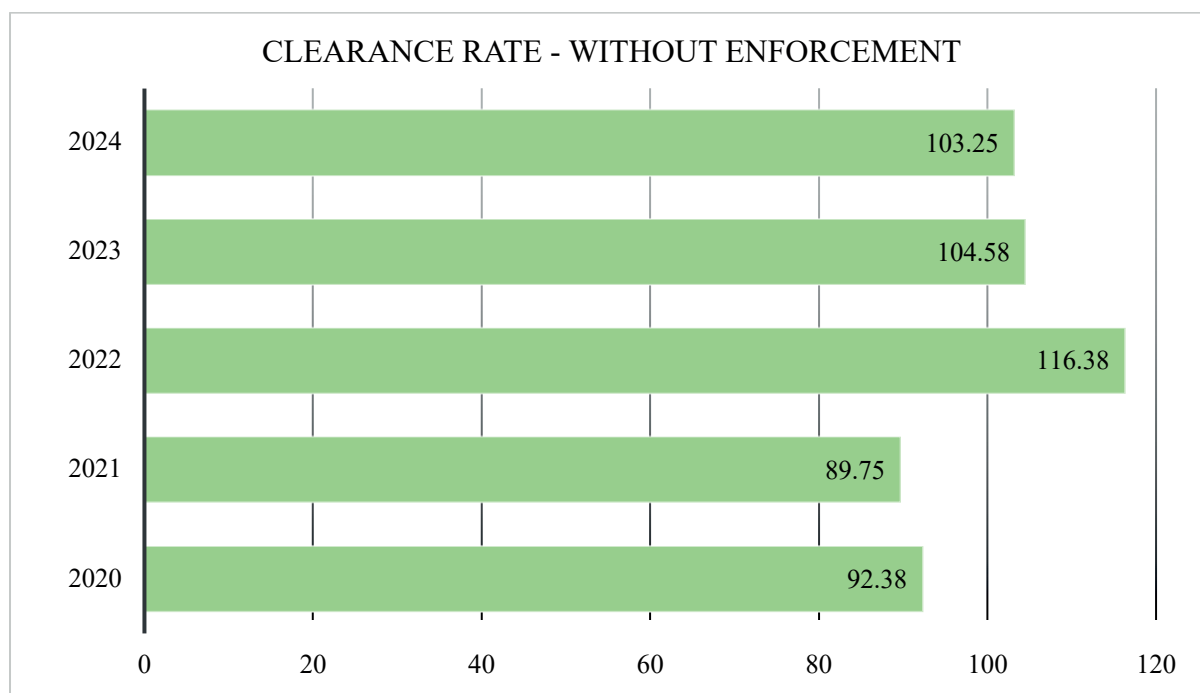


Chart No. 7

Regardless of the continuous positive clearance rate in the last three years, the capacity of judges and court staff is still insufficient for more efficient work of the courts, which indicates the need to fill vacant judicial positions more promptly and to hire a large number of judicial assistants.

## II.4. PENDING CASES AT THE END OF 2024

At the end of 2024, there was a total of **1,042,252 pending cases of all types**, i.e. **1,031,582 cases without enforcement cases**.

### OVERVIEW OF THE NUMBER OF PENDING CASES IN THE COURTS IN THE REPUBLIC OF SERBIA

	2020	2021	2022	2023	2024
<b>TOTAL AT THE LEVEL OF SERBIA – ALL CASES</b>	1,510,472	1,498,237	1,174,642	1,095,479	1,042,252
<b>TOTAL AT THE LEVEL OF SERBIA – WITHOUT ENFORCEMENT</b>	1,209,631	1,450,878	1,163,638	1,084,930	1,031,582

Table No. 7

## Annual Report on the Work of the Courts in the Republic of Serbia for 2024

Comparative indicators for the period 2020-2024 show a **significant decrease in the number of pending cases in all courts** in the Republic of Serbia, despite the reduced number of judges that adjudicate, and compared to 2020, there is **468,220** pending cases **less** at the end of **2024**, while at the end of **2024** there were **178,049** pending cases **less** without the enforcement cases.

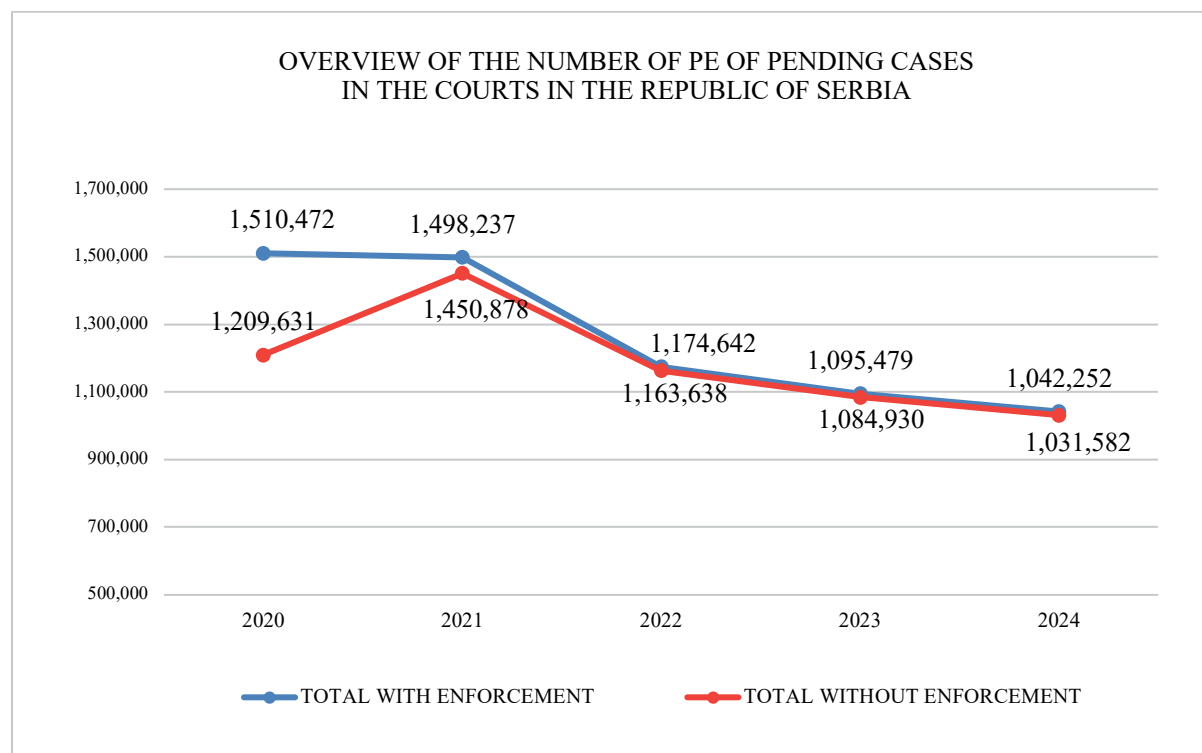


Chart No. 8

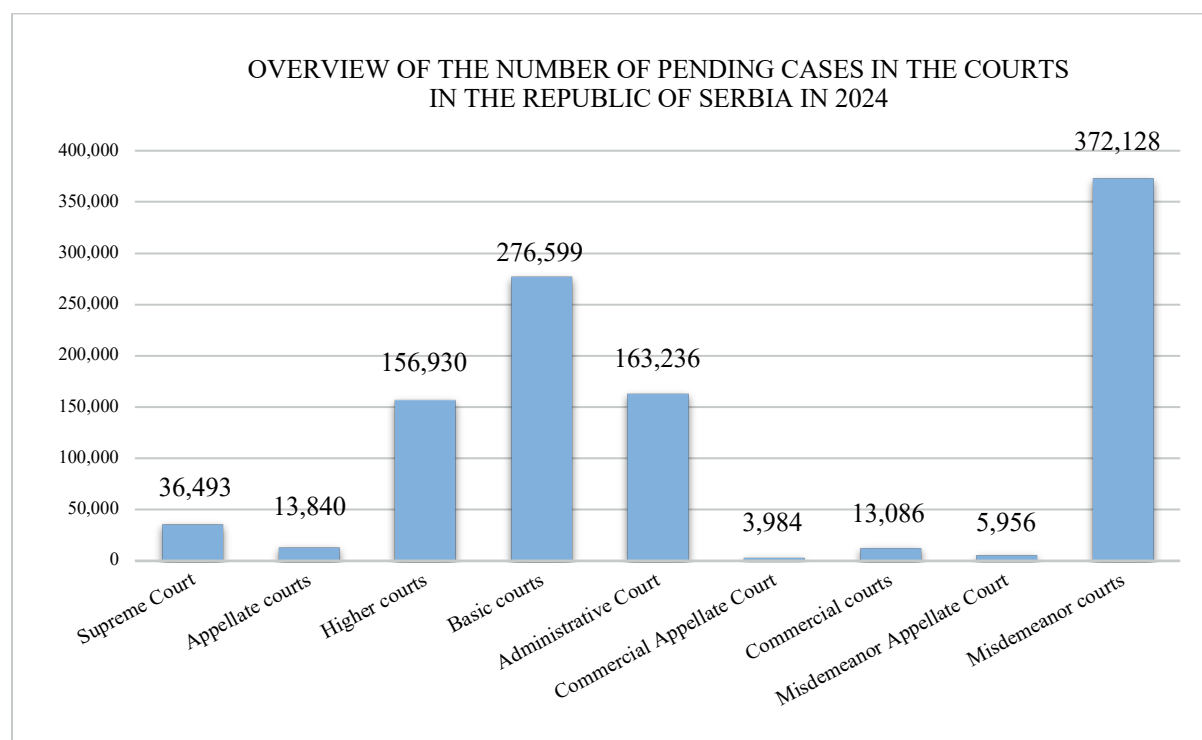


Chart No. 9



**Courts with fewer pending cases at the end of 2024 compared to 2023:**

At the end of 2024, there were 267,075 pending cases, without enforcement in basic courts, which is **42,722** cases **less** than in 2023, when there were 309,797 of those cases.

At the end of 2024, there were 156,930 pending cases, without enforcement in higher courts, which is **8,927** cases **less** than in 2023, when there were 165,857 of those cases.

At the end of 2024, there were 372,128 pending cases without enforcement in misdemeanor courts, which is **9,605** cases **less** than in 2023, when there were 381,733 of those cases.

At the end of 2024, there were 11,940 pending cases without enforcement in commercial courts, which is **589** cases **less** than in 2023, when there were 12,529 of those cases.

At the end of 2024, there were 3,984 pending cases in the Commercial Appellate Court, which is **1,320** cases **less** than in 2023, when there were 5,304 of those cases.

At the end of 2024, there were **36,493** pending cases in the Supreme Court, which is **4,039** cases **less** than in 2023, when there were 40,532 of those cases.

**Courts with more pending cases at the end of 2024 compared to 2023:**

At the end of 2024, there were 13,840 pending cases in appellate courts, which is **1,883** cases **more** than in 2023, when there were 11,957 of those cases.

At the end of 2024, there were 163,236 pending cases in the Administrative Court, which is **9,699** cases **more** than in 2023, when there were 153,537 of those cases.

At the end of 2024, there were 5,956 pending cases in the Misdemeanor Appellate Court, which is **2,272** cases **more** than in 2023, when there were 3,684 of those cases.

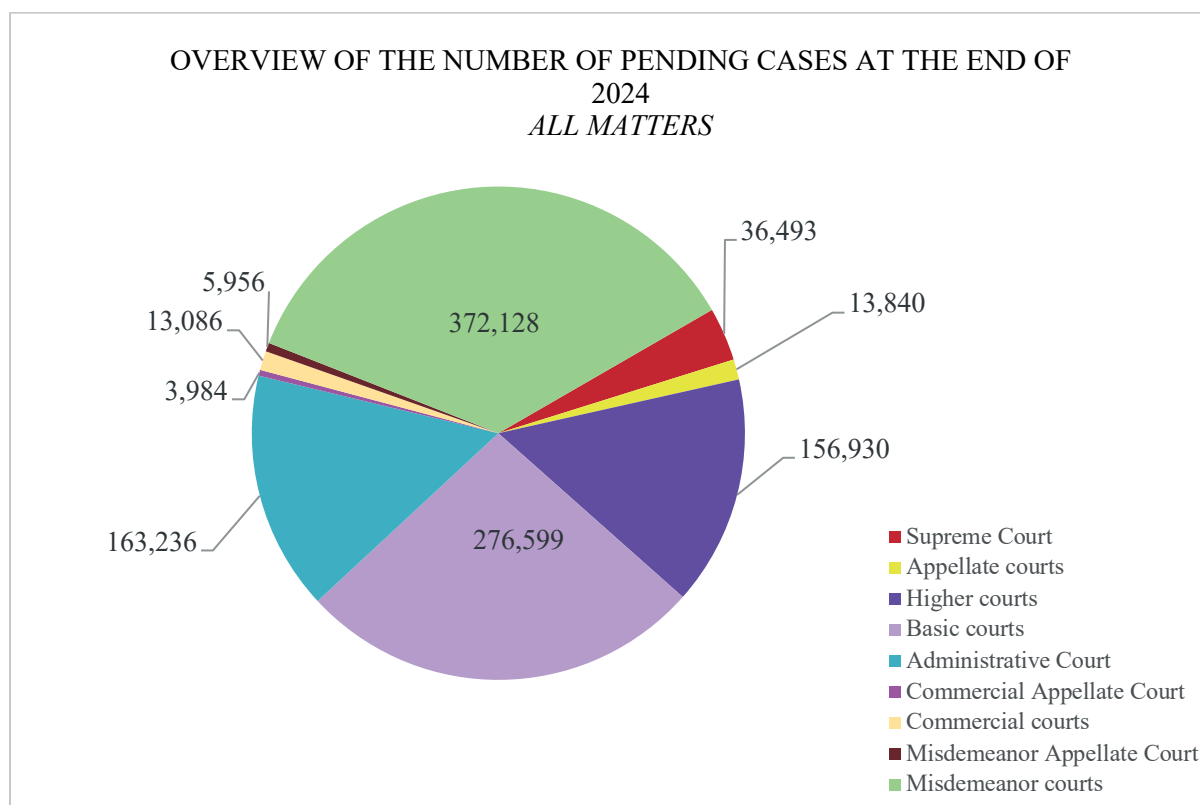


Chart No. 10

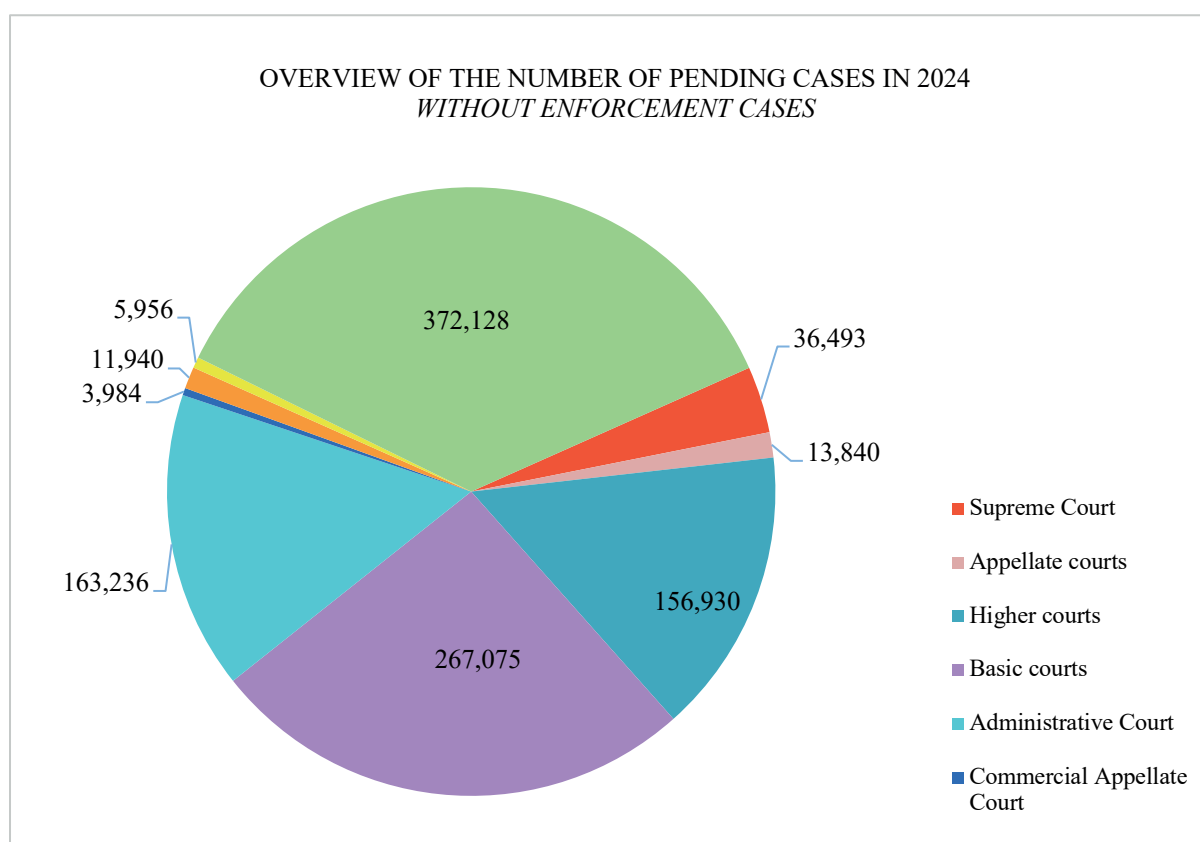


Chart No. 11

## II.5. THE RATIO OF INCOMING, DISPOSED AND PENDING CASES

The ratio of incoming, disposed and pending cases at the end of 2024 compared to the previous year and the previously observed period from 2020 to 2024, indicates further decrease in the number of pending cases (1,042,252), as well as the lower number of disposed cases (1,754,383) and incoming cases (1,701,036).

The ratio of incoming, disposed and pending cases in the observed period in the courts indicates the following: continuous decrease in the number of pending cases, as a consequence of additional engagement of judges and court staff, as well as a slight decrease in the number of disposed cases, except in 2021, when there was the largest recorded number of disposed and incoming cases.

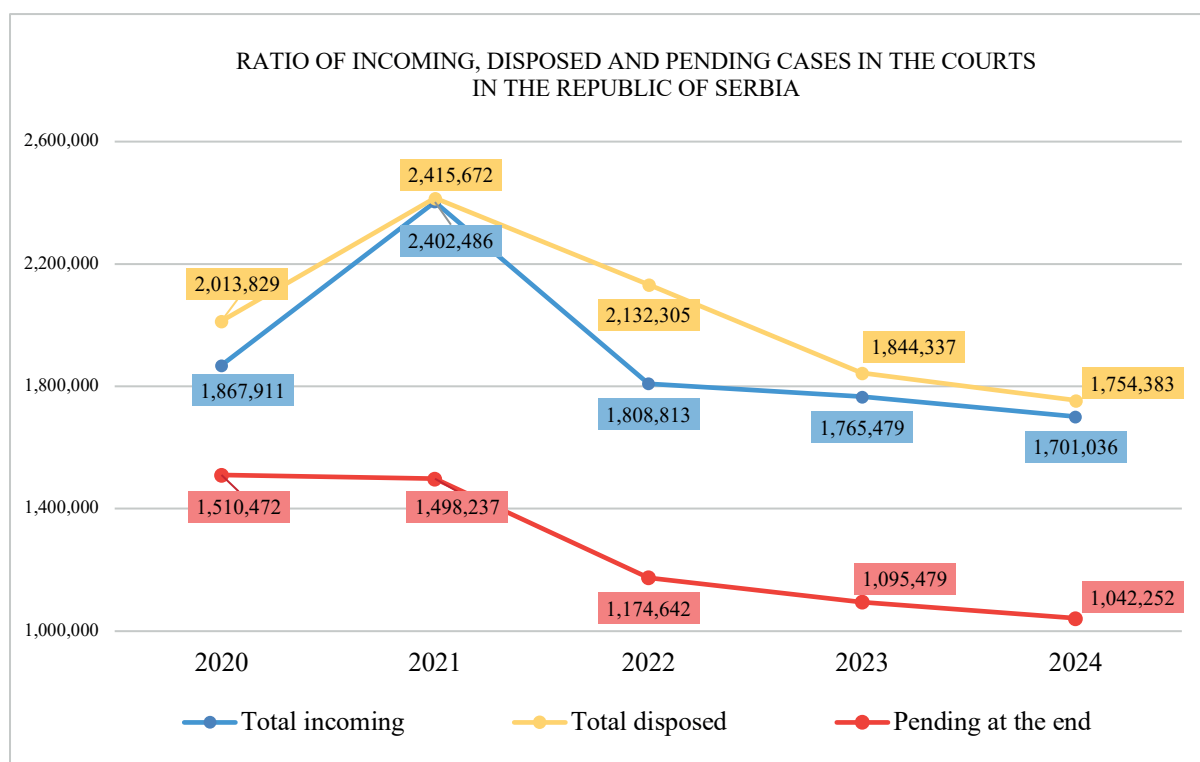


Chart No. 12

The presented data indicate that in 2024, in the observed categories, the courts in the Republic of Serbia saw a decrease in the number of incoming, disposed and pending cases, but that the courts are still burdened with an enormously large number of cases, since in 2024 there was a workload of the total of **2,796,515** cases (number of pending cases transferred from the previous period, increased by the number of incoming cases).

## II.5.1. RATIO OF INCOMING, DISPOSED AND PENDING CASES BY TYPES OF COURTS IN 2023



Chart No.13

The data presented indicate the problem of the workload of the Supreme Court, the Administrative Court, the Misdemeanor Appellate Court and appellate courts, since due to the high inflow of cases, those judges acting in those courts cannot solve the inflow, while the basic, commercial, misdemeanor, appellate, higher courts and the Commercial Appellate Court managed to achieve positive clearance rates.

### III. BACKLOG CASES

Based on the analysis of the disposition of backlog cases according to the Amended Single Backlog Reduction Program for the period 2016-2020, and the statement that the defined targets were not achieved, based on Measures 5 and 6 of the Judicial Development Strategy for the 2020-2025 period and Activities 1.3.6.3. and 1.6.3.4. of the Revised Action Plan for Chapter 23 “Judiciary and Fundamental Rights” within the accession negotiations of the Republic of Serbia with the European Union, the Supreme Court of Cassation adopted the Single Backlog Reduction Program in the Republic of Serbia for the period 2021-2025 (measures, recommendations, implementation and monitoring).

The aforementioned document sets the goal that the total number of pending cases in the courts of the Republic of Serbia at the end of 2020 should be reduced from 1,510,472 (around 570 pending cases per judge) to 1,000,000 (around 330 cases per judge), which would decrease the share of backlog cases in the total number of pending cases, according to the current trend, to 2.61%.

In order to achieve that goal, the following is planned: systemic measures, special measures for pending enforcement cases, measures to be implemented by the Supreme Court, measures to be implemented by the Ministry of Justice, measures to be implemented by the courts, measures to be implemented by the courts in the territory of the City of Belgrade, general and procedural measures.

Implementing measures from strategic documents – the Supreme Court presented in this report the number of pending backlog cases from 2019, bearing in mind the amended Rules of Procedure of courts regarding the determination of backlog cases (cases in which the procedure lasts longer than three years, counting from the date of submission of the initial act) and separated indicators that include all pending backlog cases and indicators on the number of backlog cases, without enforcement.

#### III.1. DISPOSED BACKLOG CASES

In 2024, the **total number of disposed backlog cases was 148,531**, which is by **148,105** cases less compared to 2020, **while in matter without enforcement cases** the number of disposed cases was **204,179**, i.e. **112,260 more backlog cases** were disposed compared to 2020.

##### OVERVIEW OF THE NUMBER OF DISPOSED BACKLOG CASES IN THE COURTS IN THE REPUBLIC OF SERBIA ACCORDING TO THE DATE OF THE INITIAL ACT

	2020	2021	2022	2023	2024
<b>TOTAL AT THE LEVEL OF SERBIA – ALL CASES</b>	353,563	375,567	288,654	148,531	205,458
<b>*TOTAL AT THE LEVEL OF SERBIA – WITHOUT ENFORCEMENT</b>	91,919	118,823	250,185	146,491	204,179

Table No. 8

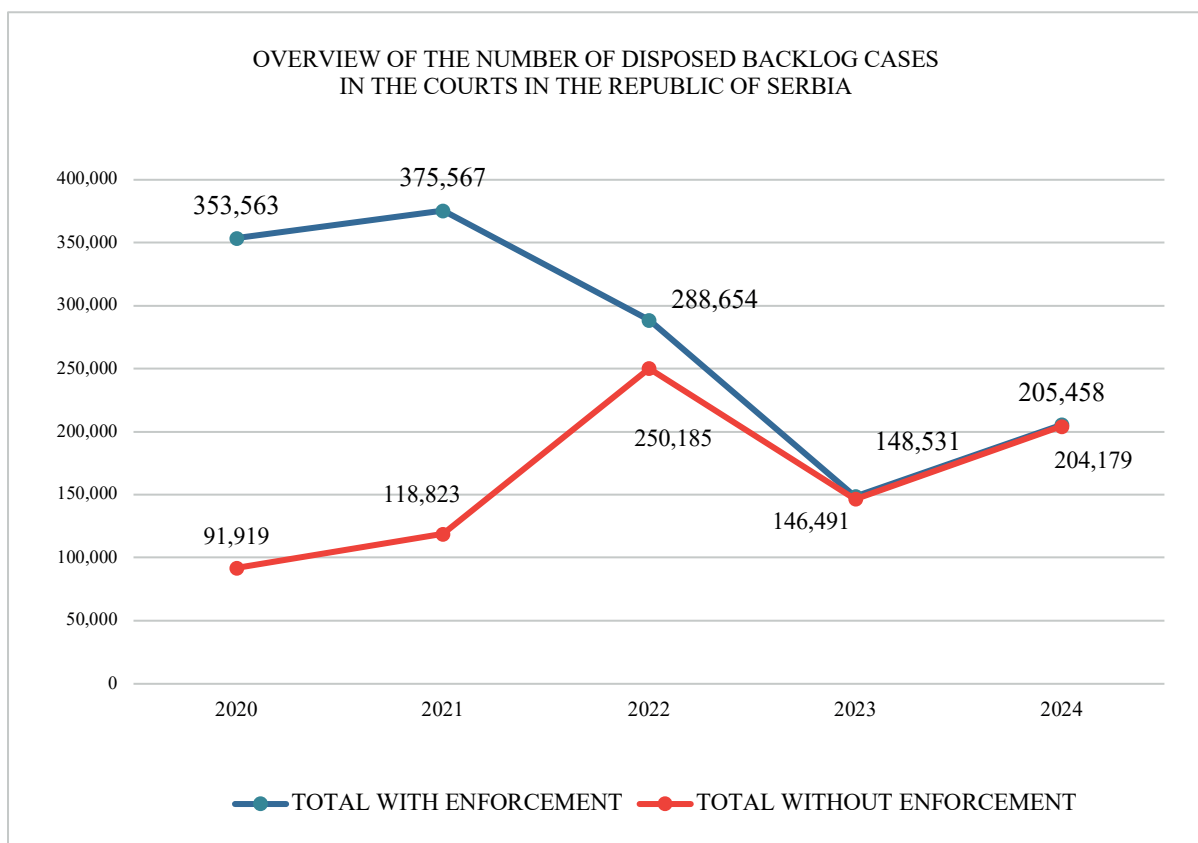


Chart No. 14

### III.2. PENDING BACKLOG CASES ON DECEMBER 31, 2024

According to statistical data on the work of the courts for the year 2024, on December 31, 2024, there were **221,305** pending backlog cases with enforcement cases, while in other matters, without enforcement cases, there were **220,712** pending backlog cases.

#### REPORT ON PENDING BACKLOG CASES ON DECEMBER 31, 2024 ACCORDING TO THE DATE OF THE INITIAL ACT

	2020	2021	2022	2023	2024
<b>TOTAL AT THE LEVEL OF SERBIA – ALL CASES</b>	382,646	137,637	130,260	185,860	221,305
<b>*TOTAL AT THE LEVEL OF SERBIA – WITHOUT ENFORCEMENT</b>	95,173	100,753	128,855	184,928	220,712

Table No. 9

\* Figures for basic courts cover I and Iv cases, while commercial courts cover all enforcement cases

*Annual Report on the Work of the Courts in the Republic of Serbia for 2024*

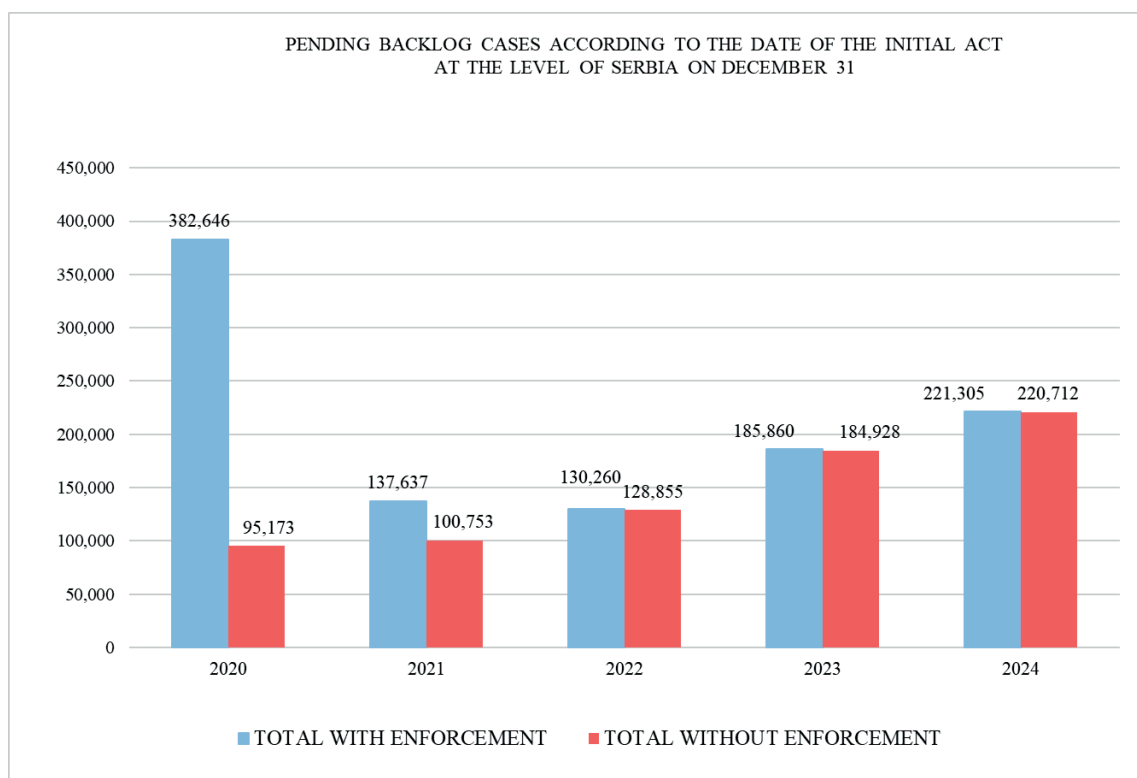


Chart No. 15

**Compared to 2023, an increase in the number of pending backlog cases in all matters and an increase in the number of pending backlog cases, without enforcement cases, was observed, which, despite the objective circumstances (a large inflow of cases and insufficiently filled vacant judge positions), indicates the need to assess the fulfillment of goals set by the Single Backlog Reduction Program in the courts in the Republic of Serbia for the period 2021-2025, as well as the need to review the goals for the coming period.**

### III.3. PENDING BACKLOG CASES BY COURT TYPE AND BY TRIAL MATTERS

The Court Rules of Procedure regulate the monitoring of backlog cases based on the length of the proceedings according to the date of the initial act (three-five, five-ten and over 10 years), of which the courts keep special records, which represent the starting point for the development of individual backlog reduction program, but also for the assessment of the backlog reduction in courts.

#### REPORT ON PENDING BACKLOG CASES ON DECEMBER 31, 2024 – ACCORDING TO THE DATE OF THE INITIAL ACT

No.	Court name	Number of judges	TOTAL CASELOAD (total pending at the beginning + total incoming) 01/01 - 12/31/2024	TOTAL PENDING CASES WITH DURATION OF PROCEEDINGS LONGER THAN 36 MONTHS SINCE THE INITIAL ACT on Dec 31, 2024	AGE OF PENDING BACKLOG CASES			% OF BACKLOG CASES COMPARED TO TOTAL CASELOAD	AVERAGE NUMBER OF BACKLOG CASES PER JUDGE
					3 TO 5	5 TO 10	MORE THAN 10		
1	Supreme Court	32	76,668	30,047	21,535	7,386	1,126	39.19	938.97

No.	Court name	Number of judges	TOTAL CASELOAD (total pending at the beginning + total incoming) 01/01 - 12/31/2024	TOTAL PENDING BACKLOG CASES on Dec 31, 2024	AGE OF PENDING BACKLOG CASES			% OF BACKLOG CASES COMPARED TO TOTAL CASELOAD	AVERAGE NUMBER OF BACKLOG CASES PER JUDGE
					3 TO 5	5 TO 10	MORE THAN 10		
1	Appellate courts	164	66,866	8,211	3,491	3,852	868	12,28	50,07
2	Higher courts	322	341,008	111,715	79,443	28,379	3,893	32,76	346,94
3	Basic courts	1,168	1,064,383	49,614	32,588	13,956	3,070	4,66	42,48
TOTAL:		1,654	1,472,257	169,540	115,522	46,187	7,831	11,52	102,50

No.	Court name	Number of judges	TOTAL CASELOAD (total pending at the beginning + total incoming) 01/01 - 12/31/2024	TOTAL PENDING BACKLOG CASES on Dec 31, 2024	AGE OF PENDING BACKLOG CASES			% OF BACKLOG CASES COMPARED TO TOTAL CASELOAD	AVERAGE NUMBER OF BACKLOG CASES PER JUDGE
					3 TO 5	5 TO 10	MORE THAN 10		
1	Administrative Court	46	196,273	14,380	13,008	1,371	1	7,33	312,61
2	Commercial Appellate Court	28	13,553	1,165	878	246	41	8,60	41,61
3	Commercial courts	162	87,691	1,879	663	717	499	2,14	11,60
4	Misdemeanor Appellate Court	43	36,292	194	119	75		0,53	4,51
5	Misdemeanor courts	450	913,901	4,100	2,801	1,299		0,45	9,11
TOTAL:		729	1,247,710	21,718	17,469	3,708	541	1,74	29,79

TOTAL - SERBIA		2,415	2,796,635	221,305	154,526	57,281	9,498	7,91	91,64
----------------	--	-------	-----------	---------	---------	--------	-------	------	-------

Table No. 10

The report shows that at the end of 2024, in the courts of general jurisdiction there was a total of **169,540** pending backlog cases, of which, the largest number of pending backlog cases (**111,715**), as well as the largest number of pending backlog cases older than 10 years (**3,893**) was in higher courts.

Of the courts of special jurisdiction, the largest number of pending backlog cases at the end of 2024 was in the Administrative Court (**14,380**), while the largest number of pending backlog cases older than 10 years was in the commercial courts (**499**).



# Annual Report on the Work of the Courts in the Republic of Serbia for 2024

## REPORT ON PENDING BACKLOG CASES ON DECEMBER 31, 2024 – ACCORDING TO THE DATE OF THE INITIAL ACT, BY TYPE OF COURTS:

### APPELLATE COURTS

No.	Matter	Number of judges	TOTAL CASELOAD (total pending at the beginning + total incoming) 01.01.-31.12.2024.	TOTAL PENDING BACKLOG CASES on 31.12.2024.	AGE OF PENDING BACKLOG CASES			% OF BACKLOG CASES COMPARED TO TOTAL CASELOAD	AVERAGE NUMBER OF BACKLOG CASES PER JUDGE
					3 TO 5	5 TO 10	MORE THAN 10		
1	Kž1	41	4,521	222	111	81	30	4.91	5.41
2	Kž2	44	7,461	4	2	2		0.05	0.09
3	Kžm1	17	452						
4	Kžm2	26	314						
5	Gž	74	27,229	6,145	2,415	3,032	698	22.57	83.04
6	Gž1	47	16,429	1,516	791	612	113	9.23	32.26
7	Gž2	68	2,790	48	33	13	2	1.72	0.71
TOTAL FOR PREDOMINANTLY TRIAL MATTERS		162	59,196	7,935	3,352	3,740	843	13.40	48.98
TOTAL FOR ALL MATTERS		164	66,866	8,211	3,491	3,852	868	12.28	50.07

Table No. 11

### COMPARATIVE OVERVIEW FOR 2020-2024

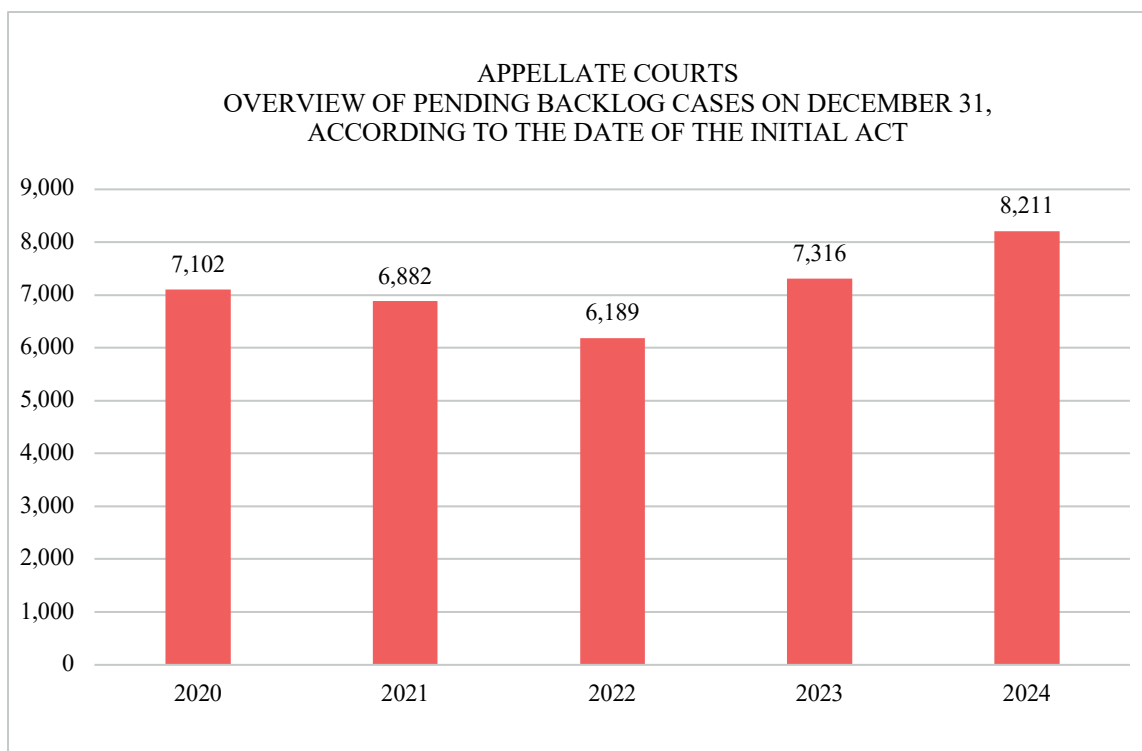


Chart No.16

*Annual Report on the Work of the Courts in the Republic of Serbia for 2024*

In the observed period from 2020-2024, at the end of 2024, appellate courts have the largest number of pending backlog cases (**8,211**), which is a continuous increase in the number of pending backlog cases from 2022 and indicates the need to analyze the reasons for the increased number of pending backlog cases.

**HIGHER COURTS**

No.	Matter	Number of judges	TOTAL CASELOAD (total pending at the beginning + total incoming) 01.01.-31.12.2024.	TOTAL PENDING BACKLOG CASES on 31.12.2024.	AGE OF PENDING BACKLOG CASES			% OF BACKLOG CASES COMPARED TO TOTAL CASELOAD	AVERAGE NUMBER OF BACKLOG CASES PER JUDGE
					3 TO 5	5 TO 10	MORE THAN 10		
1	P	100	13,545	2,806	1,221	1,319	266	20.72	28.06
2	P1	62	728	152	89	56	7	20.88	2.45
3	P2	73	996	17	13	3	1	1.71	0.23
4	GŽ	138	212,964	106,105	76,615	26,191	3,299	49.82	768.88
5	GŽ1	103	3,837	452	238	145	69	11.78	4.39
6	GŽ2	85	1,491	26	16	9	1	1.74	0.31
7	K	69	4,095	582	252	234	96	14.21	8.43
8	K-Po1	17	345	51	21	10	20	14.78	3.00
9	K-Po2	6	38	14	8	4	2	36.84	2.33
10	K-Po3	11	164	13	5	7	1	7.93	1.18
11	K-Po4	15	827	78	64	14		9.43	5.20
12	KŽ1	70	7,790	143	111	32		1.84	2.04
13	KIM	44	3,772	7	6	1		0.19	0.16
14	KM	50	2,307	5	4	1	96	14.21	0.10
TOTAL FOR PREDOMINANTLY TRIAL MATTERS		311	252,899	110,451	78,663	28,026	3,762	43.67	355.15
TOTAL FOR ALL MATTERS		322	341,008	111,715	79,443	28,379	3,893	32.76	346.94

Table No. 12

Of the courts of general jurisdiction, at the end of 2024, the higher courts had the largest number of pending backlog cases, namely in the second instance in civil GŽ matter (**106,105**), while in the second instance the largest number of pending backlog cases was in criminal matter KŽ1 (**7,790**).

In the higher courts in the first instance, the largest number of pending backlog cases was in the civil P matter (**2,806**), and in criminal K matter (**4,095**).

## Annual Report on the Work of the Courts in the Republic of Serbia for 2024

### COMPARATIVE OVERVIEW FOR 2020-2024

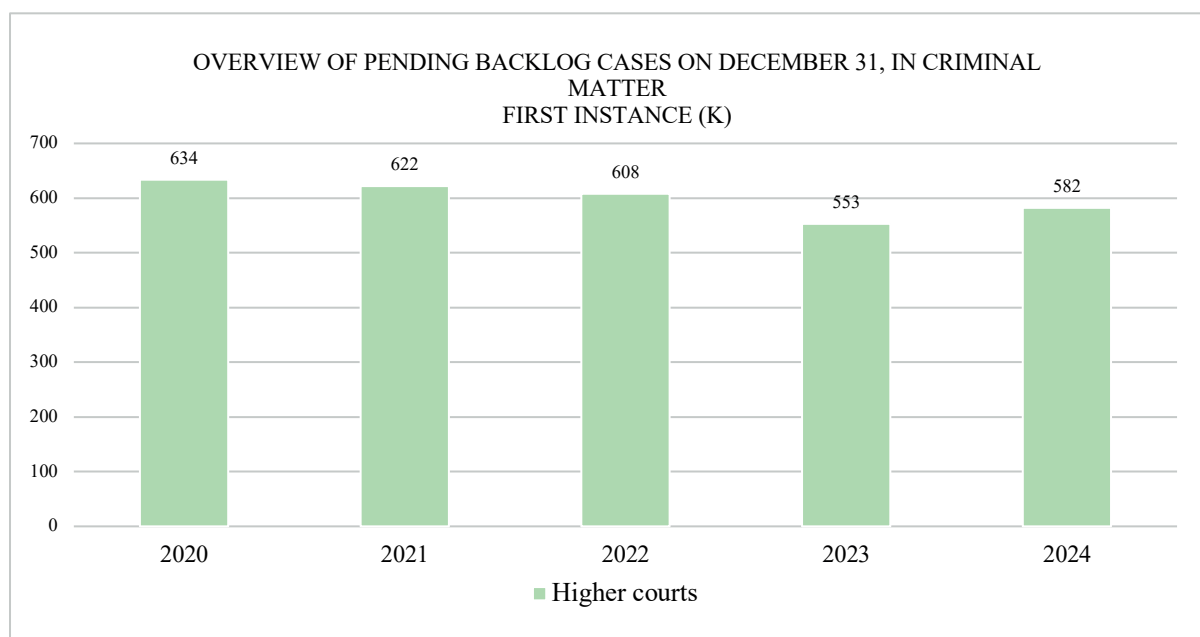


Chart No. 17

In the observed period 2020-2024, the higher courts in first instance criminal matters (K) continuously reduced the number of pending backlog cases till 2023 (553), while in 2024 this number slightly increased (**582**).

The number of pending backlog cases in the observed period indicates the need to implement individual measures in order to reduce the number of these backlog cases before the higher courts.

### COMPARATIVE OVERVIEW FOR 2020-2024

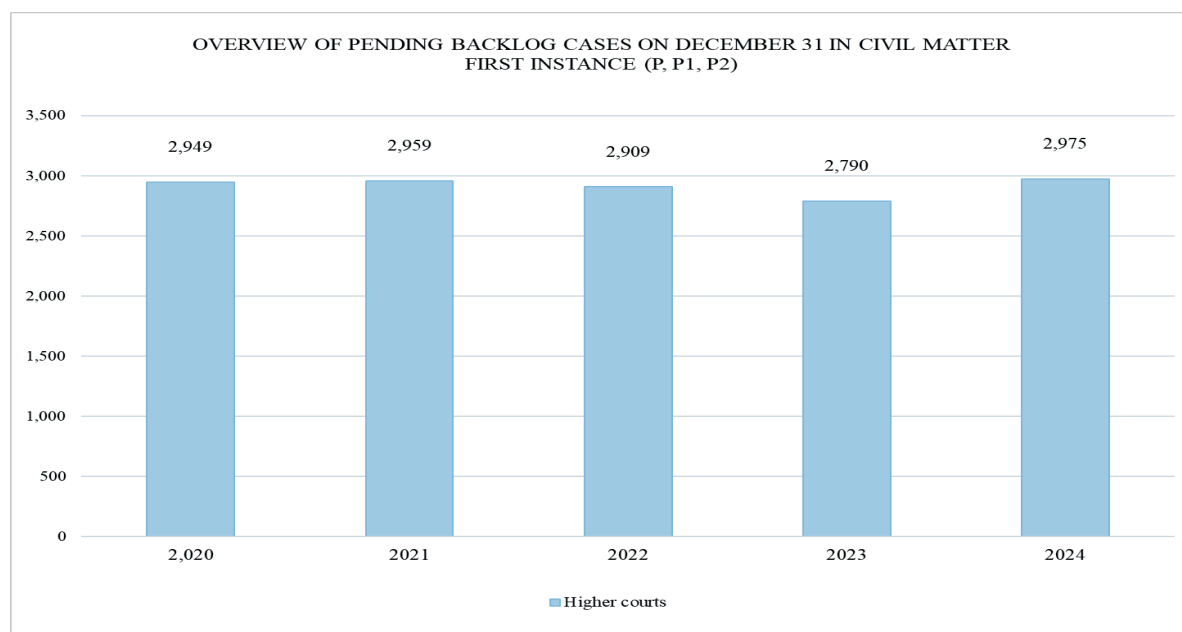


Chart No. 18

*Annual Report on the Work of the Courts in the Republic of Serbia for 2024*

In the same period, in the first-instance civil matters (P, P1, P2) compared to 2020, when there were 2,949 pending backlog cases, the number of pending backlog cases increased at the end of 2024 to **2,975**, which is at the same time **the highest number of pending backlog cases** at the end of a year in the observed reporting period.

**This number highlights the need to conduct a detailed analysis of workload in higher courts and the cause of why these cases are not disposed, with the aim of implementing systemic measures regarding the work of the busiest higher courts.**

**BASIC COURTS**

No.	Matter	Number of judges	TOTAL CASELOAD (total pending at the beginning + total incoming) 01.01.-31.12.2024.	TOTAL PENDING BACKLOG CASES on 31.12.2024.	AGE OF PENDING BACKLOG CASES			% OF BACKLOG CASES COMPARED TO TOTAL CASELOAD	AVERAGE NUMBER OF BACKLOG CASES PER JUDGE
					3 TO 5	5 TO 10	MORE THAN 10		
1	P	677	325,092	37,889	25,670	10,137	2,082	11.65	55.97
2	P1	298	50,525	4,108	2,485	1,382	241	8.13	13.79
3	P2	287	46,489	371	301	69	1	0.80	1.29
4	K	240	54,087	2,148	1,414	631	103	3.97	8.95
TOTAL 1-4		1,018	476,193	44,516	29,870	12,219	2,427	9.35	43.73
5	Iv	65	1,417	244	2	6	236	17.22	3.75
6	I	121	24,772	308	140	122	46	1.24	2.55
TOTAL 5-6		132	26,189	552	142	128	282	2.11	4.18
ALL ENFORCEMENT		364	228,630	2,265	1,058	904	303	0.99	6.22
TOTAL FOR ALL MATTERS		1,168	1,064,383	49,614	32,588	13,956	3,070	4.66	42.48

Table No. 13

Number of pending backlog cases in all matters, without enforcement, in all basic courts in the Republic of Serbia at the end of **2024** was **44,516**, which is **2,792** pending backlog cases **less** than at the end of 2023.

# Annual Report on the Work of the Courts in the Republic of Serbia for 2024

## COMPARATIVE OVERVIEW FOR 2020-2024

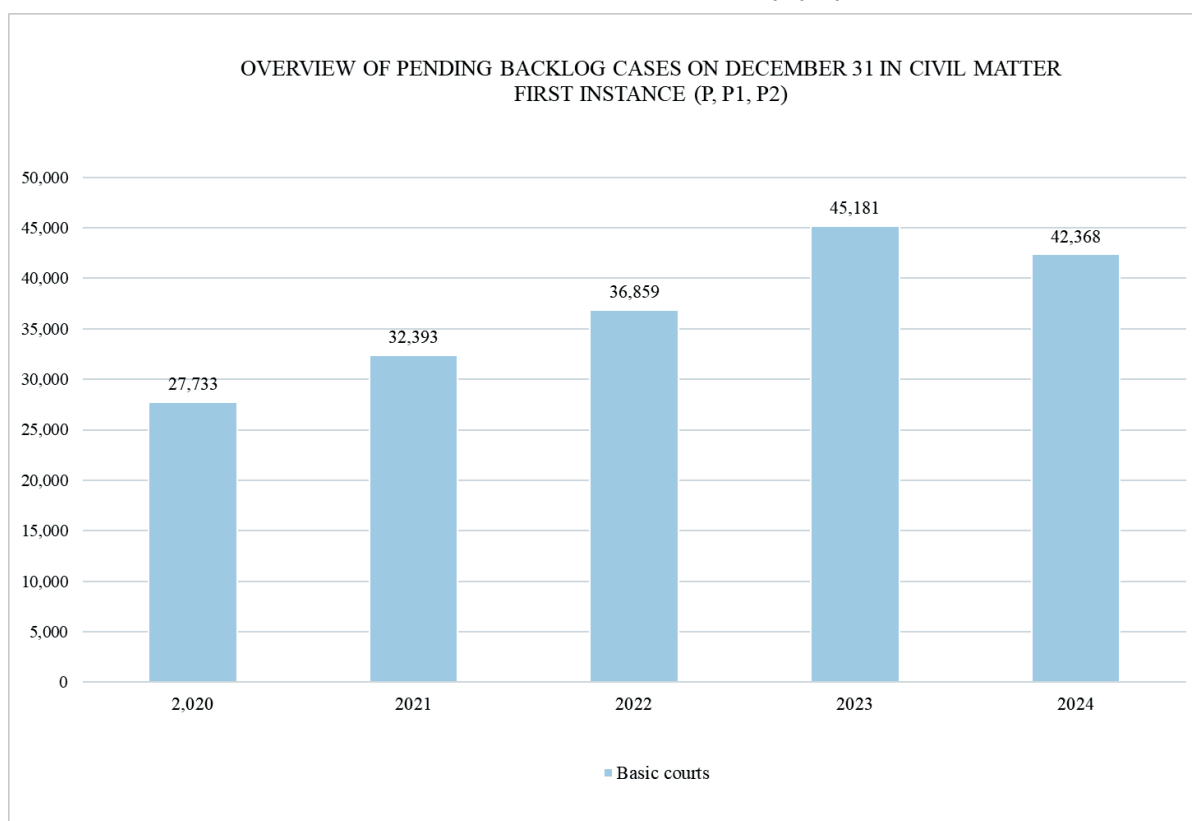


Chart No. 19

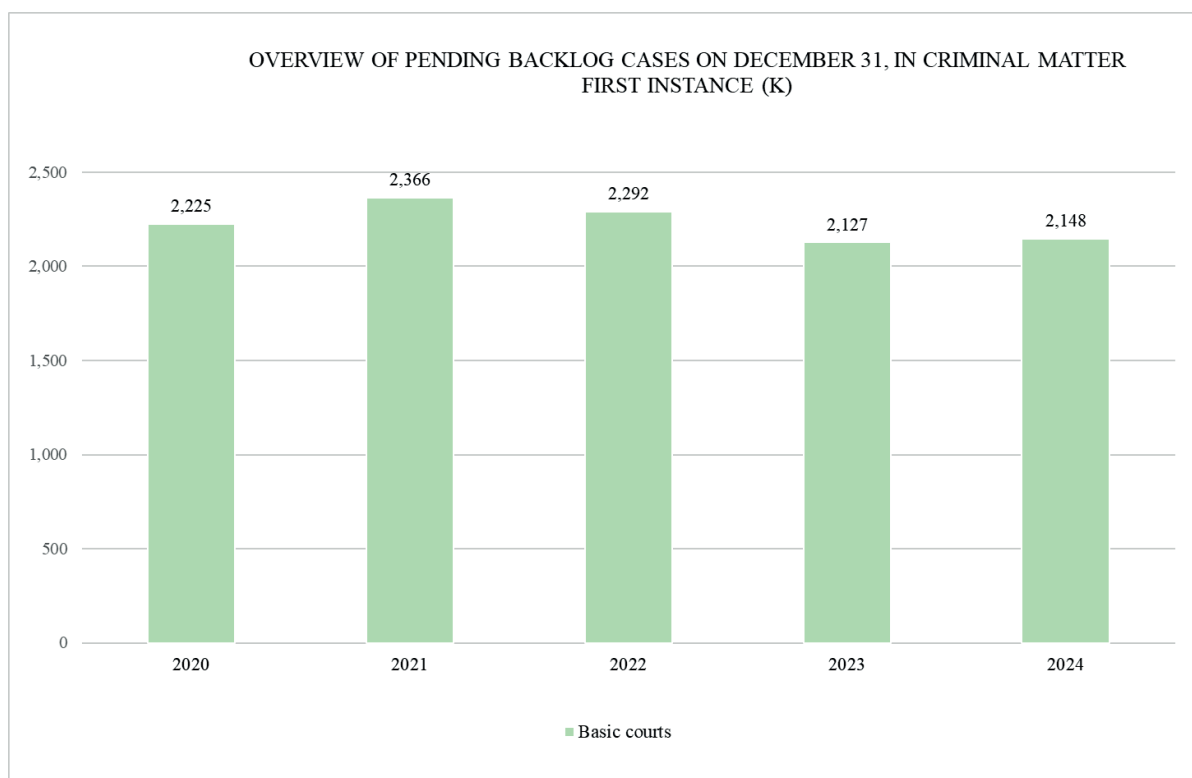


Chart No. 20

In the observed period 2020-2024, civil matters (P, P1, P2) in basic courts continuously showed increase in the number of pending backlog cases until 2023, while at the end of **2024**, the number of pending backlog cases slightly decreased by **2,813** cases, to **42,3678**.

In the same period, basic courts in criminal matter (K) had the highest number of pending backlog cases in 2021, while after that the number of those cases continuously decreased until 2023, and at the end of 2024, the number of pending backlog cases in that matter was by **21** cases **more**, and increased to **2,148** cases.

The number of pending backlog cases in civil and criminal matter indicates the need to prepare an analysis of the workload of basic courts and the reasons behind why they are not disposing backlog case, with the aim of implementing measures in certain courts, to speed up their disposition.

#### ADMINISTRATIVE COURT

No.	Matter	Number of judges	TOTAL CASELOAD (total pending at the beginning + total incoming) 01.01.-31.12.2024.	TOTAL PENDING BACKLOG CASES on 31.12.2024.	AGE OF PENDING BACKLOG CASES			% OF BACKLOG CASES COMPARED TO TOTAL CASELOAD	AVERAGE NUMBER OF BACKLOG CASES PER JUDGE
					3 TO 5	5 TO 10	MORE THAN 10		
1	U	46	100,936	14,135	12,792	1,342	1	14.00	307.28
2	UR	45	311	12	11	1		3.86	0.27
3	UI	46	3,437	141	133	8		4.10	3.07
4	UO	43	161						
5	UV	19	1,119	9	9			0.80	0.47
6	UP	25	127	37	27	10		29.13	1.48
7	U ću	46	87,808	46	36	10		0.05	1.00
TOTAL 1-7		46	193,899	14,380	13,008	1,371	1	7.42	312.61
TOTAL FOR ALL MATTERS		46	196,273	14,380	13,008	1,371	1	7.33	312.61

Table No. 14

Of the courts of special jurisdiction, the Administrative Court saw a **huge increase** in the number of pending backlog cases (**14,380**), which is **6,157** cases more compared to the end of 2023, of which administrative disputes are the most numerous (**14,135**), which is **6,010** cases more compared to the end of 2023.

COMPARATIVE OVERVIEW FOR 2020-2024

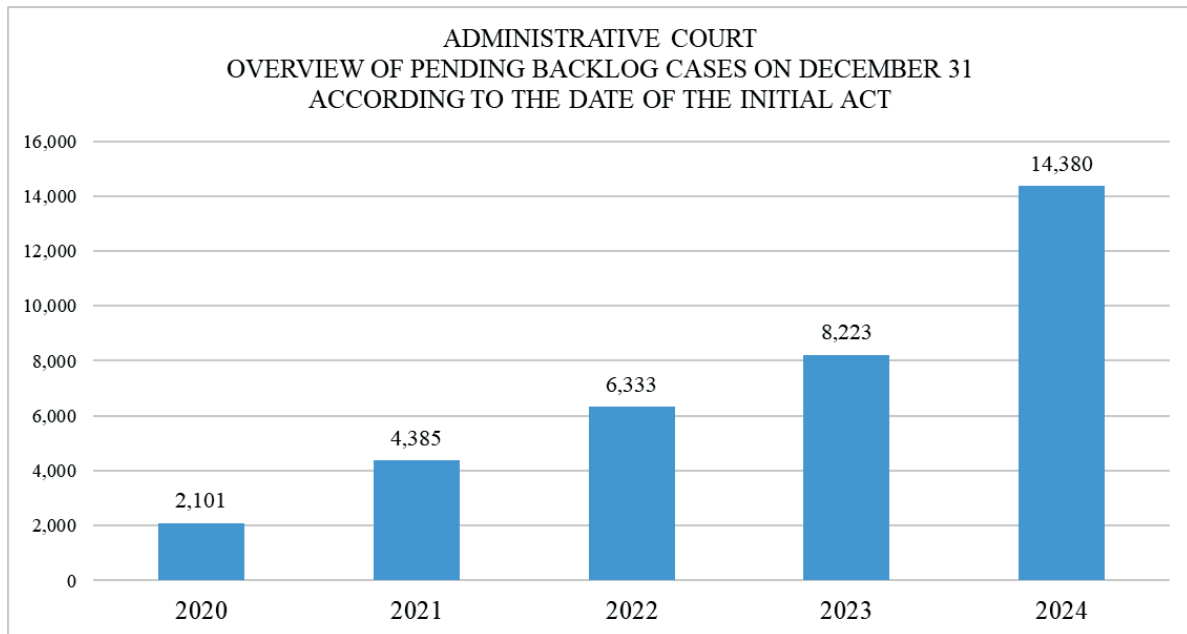


Chart No.21

Having in mind the extraordinary workload of the Administrative Court and the enormous increase in the inflow of cases, the number of backlog cases has been increasing since 2020, which indicates the **need of introducing two-level decision-making in administrative matters, as well as an increase in the number of judges.**

COMMERCIAL APPELLATE COURT

No.	Matter	Number of judges	TOTAL CASELOAD (total pending at the beginning + total incoming) 01.01.- 31.12.2024.	TOTAL PENDING BACKLOG CASES on 31.12.2024.	AGE OF PENDING BACKLOG CASES			% OF BACKLOG CASES COMPARED TO TOTAL CASELOAD	AVERAGE NUMBER OF BACKLOG CASES PER JUDGE
					3 TO 5	5 TO 10	MORE THAN 10		
1	Pž	26	10,845	1,111	849	231	31	10.24	42.73
2	Pvž	9	470	23	4	9	10	4.89	2.56
3	Iž	28	903	8	6	2		0.89	0.29
4	R	4	35						
TOTAL 1-4		28	12,253	1,142	859	242	41	9.32	40.79
5	Pkž	2	592	23	19	4		3.89	11.50
TOTAL FOR ALL MATTERS		28	13,553	1,165	878	246	41	8.60	41.61

Table No. 15

As of December 31, 2024, the Commercial Appellate Court had a total of **1,165** pending backlog cases, which is **172 cases less** than at the end of 2023, of which the largest number of those cases were 3 to 5 years old (**878**), which is **196 cases less** than at the end of 2023.

# Annual Report on the Work of the Courts in the Republic of Serbia for 2024

## COMPARATIVE OVERVIEW FOR 2020-2024

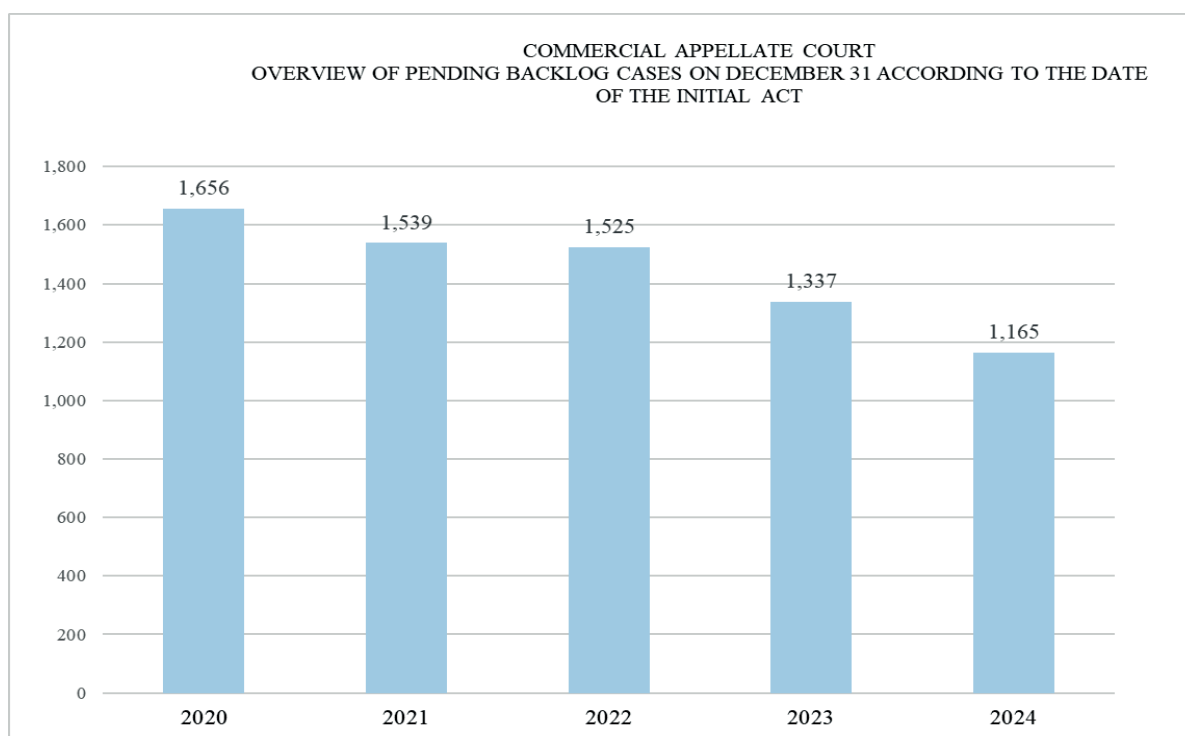


Chart No. 22

In the Commercial Appellate Court, a continuous decrease in the number of pending backlog cases was observed, starting in 2020 (1,656 cases). At the end of **2024**, there were **1,165** of those cases, which is **491 cases less** than in 2020.

## COMMERCIAL COURTS

No.	Matter	Number of judges	TOTAL CASELOAD (total pending at the beginning + total incoming) 01.01.-31.12.2024.	TOTAL PENDING BACKLOG CASES on 31.12.2024.	AGE OF PENDING BACKLOG CASES			% OF BACKLOG CASES COMPARED TO TOTAL CASELOAD	AVERAGE NUMBER OF BACKLOG CASES PER JUDGE
					3 TO 5	5 TO 10	MORE THAN 10		
1.	Commercial offences	58	21,092	70	69	1		0.33	1.21
2.	Bankruptcy	63	2,225	886	114	367	405	39.82	14.06
a	I	19	1,173	19	16	3		1.62	1.00
b	Iv	6	14						
c	Total (a+b)	19	1,187	19	16	3		1.60	1.00
d	Other enforcement	77	37,846	22	9	10	3	0.06	0.29
3.	All enforcement (c+d)	83	39,033	41	25	13	3	0.11	0.49
4.	Payment order	54	568						
5.	Litigation	108	18,467	877	452	335	90	4.75	8.12
6.	Non-litigious	62	4,502	5	3	1	1	0.11	0.08
TOTAL FOR ALL MATTERS		162	87,691	1,879	663	717	499	2.14	11.60

Table No. 16



On 31. 12. 2024, there were **1,879** pending backlog cases in commercial courts, of which the largest number was bankruptcy cases (**886**).

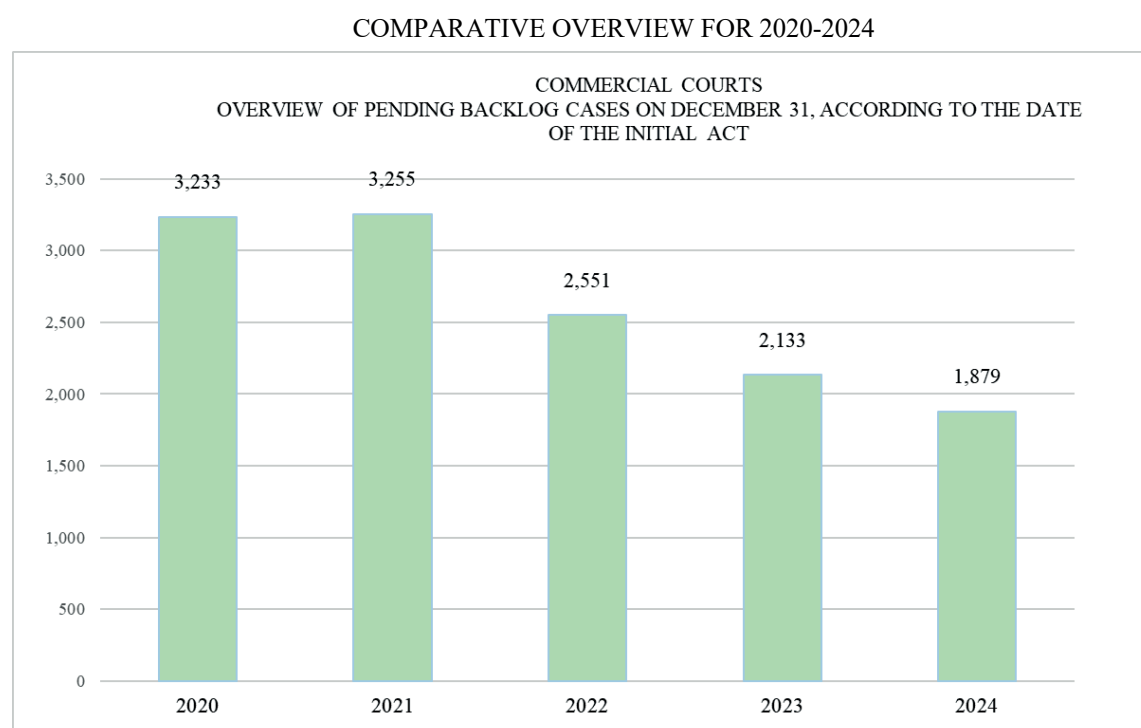


Chart No. 23

In the observed period, a continuous decrease in the number of pending backlog cases was also observed in the commercial courts, At the end of **2024**, there were **1,879** pending backlog cases, which is **1,354** cases **less** than in 2020.

Nevertheless, the commercial courts had the largest number of cases older than 10 years among the courts of special jurisdiction, and the numbers show an increasing trend from 2020 to 2021: **2020** - 445; **2021** - 583, while at the end of 2022 and 2023 the number of those cases would be **reduced: 2022** - 556, **2023** – 504, and in **2024** – 405.

Among pending cases older than 10 years, the most numerous were bankruptcy cases: **2020** - 342, **2021** - 470, while starting from the end of 2022 that number **decreased: 2022** - 453, **2023** – 394, and in **2024-405**.

*Annual Report on the Work of the Courts in the Republic of Serbia for 2024*

**MISDEMEANOR APPELLATE COURT**

No.	Matter		Number of judges	TOTAL CASELOAD (total pending at the beginning + total incoming) 01.01.-31.12.2024.	TOTAL PENDING BACKLOG CASES on 31.12.2024.	AGE OF PENDING BACKLOG CASES		% OF BACKLOG CASES COMPARED TO TOTAL CASELOAD	AVERAGE NUMBER OF BACKLOG CASES PER JUDGE
	Classification	Registry				3 TO 5 YEARS	5 TO 10 YEARS		
1.	01-Public order and peace	PRŽ	43	2,783	2	2		0.07	0.05
		PRŽM	43	124					
2.	02-Traffic	PRŽ	43	18,554	11	7	4	0.06	0.26
		PRŽM	43	253					
3.	03-Public safety	PRŽ	43	1,760	2	2		0.11	0.05
		PRŽM	43	90					
4.	04-Commercial	PRŽ	43	6,169	4	2	2	0.06	0.09
		PRŽM	3	3					
5.	05-Finance and customs	PRŽ	43	3,204	163	97	66	5.09	3.79
		PRŽM	2	2					
6.	06-Labor, labor relations and protection at work	PRŽ	43	531					
		PRŽM							
7.	07-Education, science, culture and information	PRŽ	43	574	9	7	2	1.57	0.21
		PRŽM							
8.	08-Health and social protection, health insurance and environmental protection	PRŽ	43	217	2	1	1	0.92	0.05
		PRŽM							
9.	09-Defense - Military	PRŽ	43	228	1	1		0.44	0.02
		PRŽM	1	1					
10.	10-Administration	PRŽ	43	110					
		PRŽM							
TOTAL 1-10		PRŽ	43	34,130	194	119	75	0.57	4.51
		PRŽM	43	473					
TOTAL FOR ALL MATTERS			43	34,603	194	119	75	0.56	4.51

Table No. 17

COMPARATIVE OVERVIEW FOR 2020-2024

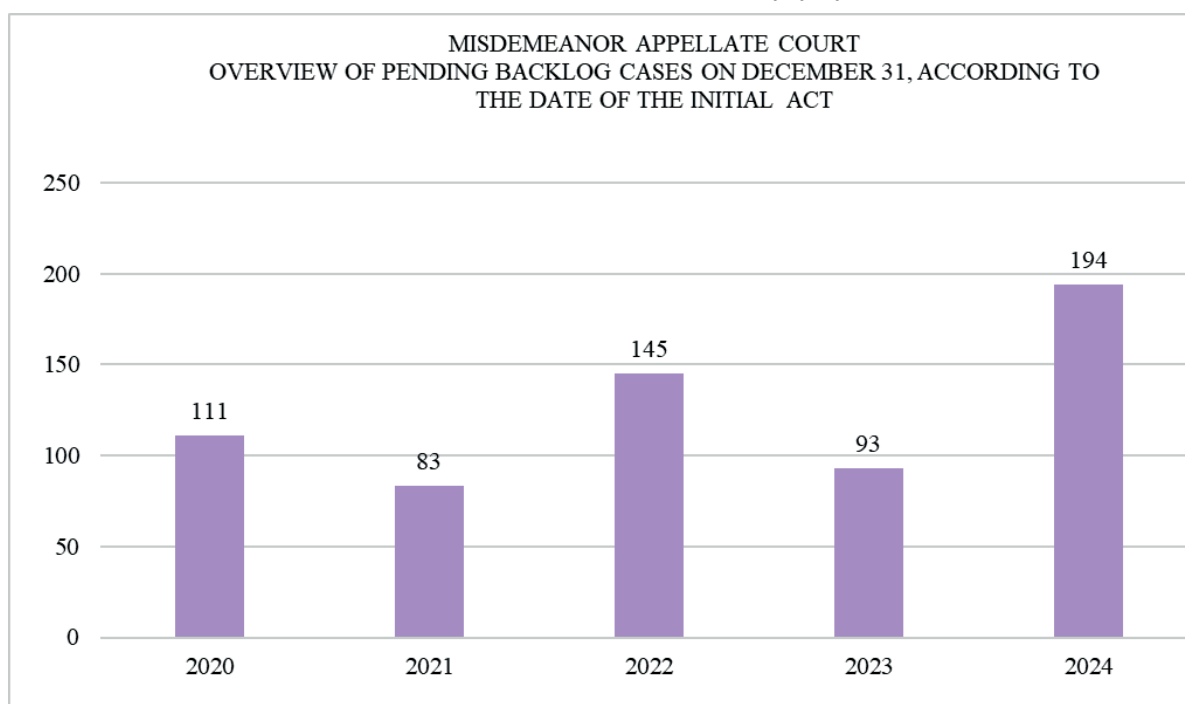


Chart No. 24

Compared to 2020, when there were 111 pending backlog cases, the Misdemeanor Appellate Court increased the number of pending backlog cases to **194** at the end of 2024, which is **99** cases **more** than at the end of 2023. At the same time, this is the **largest number of pending backlog cases** at the end of the year in the observed reporting period.

# Annual Report on the Work of the Courts in the Republic of Serbia for 2024

## MISDEMEANOR COURTS

No.	Matter		Number of judges	TOTAL CASELOAD (total pending at the beginning + total incoming) 01.01.- 31.12.2023.	TOTAL PENDING BACKLOG CASES on 31.12.2023.	AGE OF PENDING BACKLOG CASES		% OF BACKLOG CASES COMPARED TO TOTAL CASELOAD	AVERAGE NUMBER OF BACKLOG CASES PER JUDGE
	Classification	Registry				3 TO 5 YEARS	5 TO 10 YEARS		
1.	01-Public order and peace	PR	427	34,711	12	4	8	0.03	0.03
		PRM	356	1,901					
2.	02-Traffic	PR	427	332,149	78	18	60	0.02	0.18
		PRM	366	5,101					
3.	03-Public safety	PR	427	47,261	10	3	7	0.02	0.02
		PRM	344	2,083					
4.	04-Commercial	PR	424	49,563	144	69	75	0.29	0.34
		PRM	23	30					
5.	05-Finance and customs	PR	425	31,832	3,132	2,004	1,128	9.84	7.37
		PRM	27	42	3	2	1	7.14	0.11
6.	06-Labor, labor relations and protection at work	PR	425	7,566	2	1	1	0.03	0.00
		PRM	4	4					
7.	07-Education, science, culture and information	PR	376	2,564	21	11	10	0.82	0.06
		PRM	4	8					
8.	08-Health and social protection, health insurance and environmental protection	PR	408	3,833	8		8	0.21	0.02
		PRM	2	2					
9.	09-Defense - Military	PR	418	17,609	1		1	0.01	0.00
		PRM	80	324					
10.	10-Administration	PR	119	740					
		PRM	0						
TOTAL 1-410		PR	427	527,828	3,408	2,110	1,298	0.65	7.98
		PRM	367	9,495	3	2	1	0.03	0.01
TOTAL FOR ALL MATTERS			450	913,901	4,100	2,801	1,299	0.45	9.11

Table No. 18

The number of pending backlog cases in misdemeanor courts at the end of **2024** was **4,100**, of which the most numerous were the cases related to finance and customs: **3,132** of those cases.

COMPARATIVE OVERVIEW FOR 2020-2024

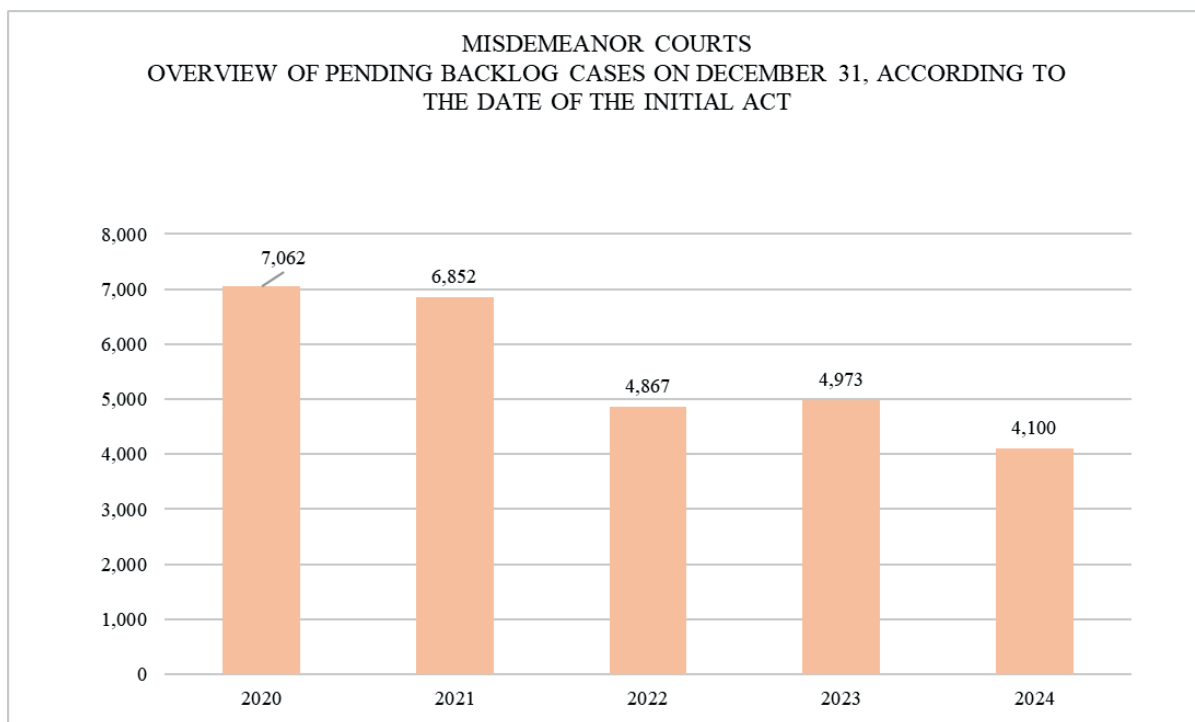


Chart No. 25

While analyzing the chart for the observed period, it was noticed that compared to 2020, the number of pending backlog cases has significantly decreased: **2020 – 7,062, 2021 – 6,852, 2022 – 4,867, 2023 – 4,973**, while at the end of **2024** the number of those cases fell to **4,100** of such cases, which is slightly **less**, by **873** of those cases.

Among the pending backlog cases, the most numerous are finance and customs cases: **2020 – 5,868, 2021 – 5,838, 2022 – 4,145, 2023 – 4,050**, while at the end of **2024** the number of these cases **decreased to 3,132**, which is by **918 less** of those cases.

#### **III.4. STATUTE OF LIMITATIONS** **(criminal, misdemeanor, commercial matter)**

Compared to 2023, the number of cases disposed by suspension of proceedings due to statute of limitations in criminal proceedings, misdemeanor proceedings and proceedings on commercial offenses indicates that the number of such cases before higher, commercial and misdemeanor courts significantly decreased at the end of **2024**, except before the Misdemeanor Appellate Court, where the number of such cases increased.

**In misdemeanor courts** at the end of 2024, the number of cases disposed by suspension of proceedings due to statute of limitations was **82,297**, which is **28,523 cases less** compared to 2023, **which has stopped the trend of growing number of backlog cases** since 2020.

## *Annual Report on the Work of the Courts in the Republic of Serbia for 2024*

In the procedure for commercial offenses **before commercial courts** at the end of **2024**, the number of cases disposed by suspension of the proceedings due to the statute of limitations was **1,042**, which is **590** cases **less** than in 2023.

### STATUTE OF LIMITATIONS IN 2024 (criminal, misdemeanor, commercial matter)

No.	Court	Total number of disposed cases	Decision on suspension due to the statute of limitations	Verdict of abandonment (reversed decision) due to the statute of limitations	Total statute of limitations
1	Appellate Courts	46,045			
2	Higher Courts	107,005	4	22	26
3	Basic Courts	275,908	22	52	74
4	Commercial Appellate Court	9,569			
5	Commercial Courts	74,605	1,042	1	1,043
6	Misdemeanor Appellate Court	30,336	1,724	30	1,754
7	Misdemeanor Courts	541,773	82,297	583	82,880
TOTAL		1,085,241	85,089	688	85,777

Table No. 19

**Although the number of cases disposed due to the statute of limitations has decreased compared to previous years, it is necessary to analyze the causes that led to the disposition of a still large number of cases by suspension due to the statute of limitations in the commercial and misdemeanor courts, because this way of disposing cases cannot be considered as efficient court action, as well as an analysis of the excessive length of proceedings before courts.**

### **III.5. APPLICATION OF THE LAW ON ENFORCEMENT AND SECURITY FROM 2016 AND THE LAW ON AMENDMENTS AND SUPPLEMENTS TO THE LAW ON ENFORCEMENT AND SECURITY FROM 2019**

Adoption and implementation of the Law on Enforcement and Security (“Official Gazette of the Republic of Serbia”, No. 106/2015) and Amendments and Supplements to the Law on Enforcement and Security (“Official Gazette of the Republic of Serbia”, No. 54/2019), that came into force on January 1<sup>st</sup>, 2020 and the adoption of the Instructions for the implementation of the new Law on Enforcement and Security (2019), prepared through cooperation of the Supreme Court of Cassation, the High Court Council and the Ministry of Justice, **helped the courts to solve the multi-decade problem of a huge number of enforcement cases.**

*Annual Report on the Work of the Courts in the Republic of Serbia for 2024*

OVERVIEW OF THE NUMBER OF INCOMING, DISPOSED AND PENDING  
ENFORCEMENT CASES 2020-2024

All enforcement	Pending at the beginning	Total incoming	Total disposed	Pending at the end
2020	632,974	208,059	515,385	325,648
2021	325,651	255,792	514,833	66,610
2022	66,610	236,004	274,913	27,701
2023	27,701	239,430	237,714	29,417
2024	29,418	238,245	235,637	32,026

Table No. 20

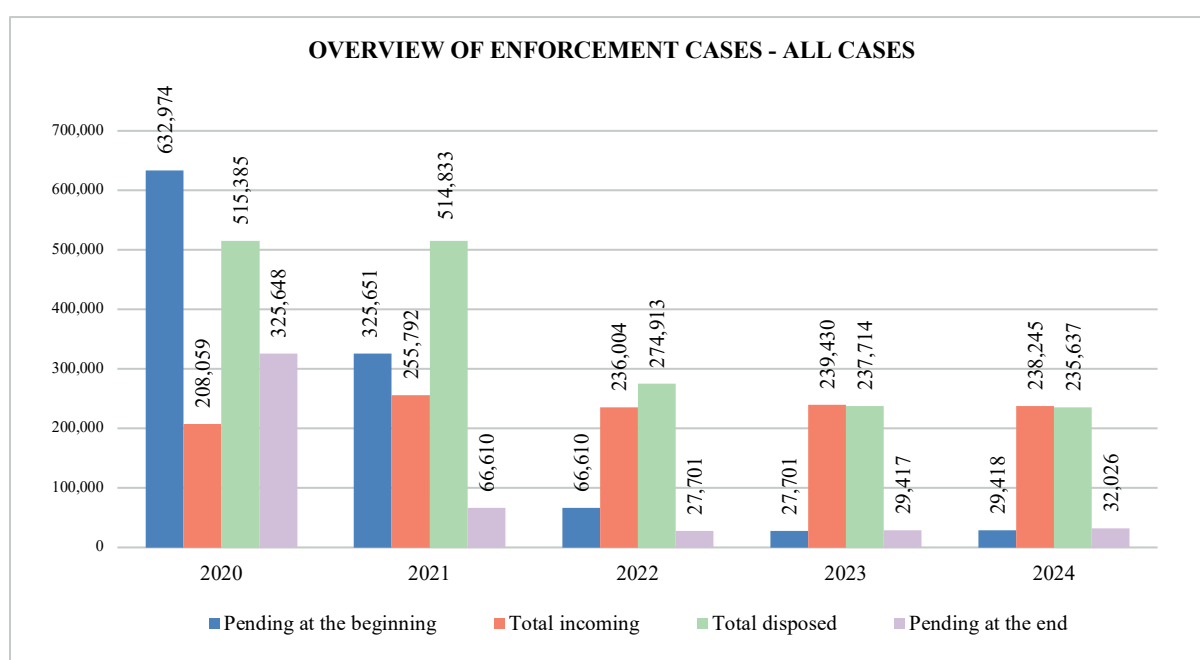


Chart No. 26

Compared to 2020, when basic and commercial cases received 208,059 new enforcement cases, 515,385 were disposed, and at the end, 325,648 cases remained pending, looking at the table, it is obvious that at the end of **2024**, courts had far **less** pending cases – **32,026**.

OVERVIEW OF ENFORCEMENT CASES  
TOTAL FOR ALL BASIC AND COMMERCIAL COURTS IN 2024

2024	Matter	Pending at the beginning	Total incoming	Total disposed	Pending at the end
BASIC COURTS	I	8,936	15,836	15,547	9,225
	Iv	501	916	1,118	299
	Total (I + Iv)	9,437	16,752	16,665	9,524
COMMERCIAL COURTS	I	549	624	640	533
	Iv		14	14	
	Total (I + Iv)	549	638	654	533
TOTAL (BASIC + COMMERCIAL)	I	9,485	16,460	16,187	9,758
	Iv	501	930	1,132	299
	Total	9,986	17,390	17,319	10,057

Table No. 21

**Comparative indicators of the structure of enforcement cases (I, Iv) in basic and commercial courts indicate that the total number of these enforcement cases at the end of 2024 decreased to 10,057, which, compared to the end of 2023, is slightly more, by 71 cases.**

### III.5.1. PENDING BACKLOG ENFORCEMENT CASES

The Supreme Court paid special attention to the problem of pending backlog enforcement cases, since in the previous period they affected the efficiency of the courts.

**Exceptional results were achieved** through the cooperation of the Supreme Court of Cassation, the High Court Council and the Ministry of Justice, with the additional help of the IPA 2012 Projects “Improving Judicial Efficiency in the Republic of Serbia”, “EU for Serbia – Support to the Supreme Court of Cassation” and “EU for Serbia – Support to the High Court Council”, **in the period from 2016 to the end of 2022 in the reduction of pending backlog court cases, and especially pending backlog Iv cases in basic courts.**

The table shows the number and structure of pending backlog enforcement cases in basic and commercial courts (I and Iv) at the end of 2024:



*Annual Report on the Work of the Courts in the Republic of Serbia for 2024*

STRUCTURE OF PENDING BACKLOG ENFORCEMENT CASES ACCORDING TO THE DATE OF THE  
INITIAL ACT ON 31.12.2024:

**BASIC COURTS**

Year	Matter	Total number of pending backlog cases	AGE OF PENDING BACKLOG CASES		
			3 to 5	5 to 10	more than 10
2020	I	5,600	1,514	3,383	703
	Iv	281,818	1,489	96,029	184,300
	TOTAL:	287,418	3,003	99,412	185,003
2021	I	1,402	351	875	176
	Iv	35,443	35	3,065	32,343
	TOTAL:	36,845	386	3,940	32,519
2022	I	658	255	330	73
	Iv	710	4	45	661
	TOTAL:	1,368	259	375	734
2023	I	504	247	211	46
	Iv	385	1	20	364
	TOTAL:	889	248	231	410
2024	I	504308	140	122	46
	Iv	244	2	6	236
	TOTAL:	552	142	128	282

Table No. 22

**COMMERCIAL COURTS**

Year	Matter	Total number of pending backlog cases	AGE OF PENDING BACKLOG CASES		
			3 to 5	5 to 10	more than 10
2020	I	26	11	14	1
	Iv	10	0	9	1
	TOTAL:	36	11	23	2
2021	I	18	10	8	
	Iv	4		2	2
	TOTAL:	22	10	10	2
2022	I	19	14	4	1
	Iv				
	TOTAL:	19	14	4	1
2023	I	15	14	1	
	Iv				
	TOTAL:	15	14	1	0
2024	I	19	16	3	
	Iv				
	TOTAL:	19	16	3	0

Table No. 23

The data on the number of disposed backlog enforcement cases (Iv) indicate that the implementation of the measures stipulated by the Single Backlog Reduction Program in the Republic of Serbia for the period 2021-2025 helped achieve, to the greatest extent, the defined goals before the deadline.

#### IV. PROTECTION OF THE RIGHT TO A TRIAL WITHIN REASONABLE TIME

Pursuant to the Law on the Protection of the Right to a Trial within Reasonable Time, in 2024 the parties to the proceedings submitted requests for the protection of this right, i.e. objections for the acceleration of proceedings: **P4-11.898**, of which the **largest number** is in bankruptcy proceedings: **P4 st-1.443**, conducted before commercial courts.

REPORT ON THE NUMBER OF SUBMITTED OBJECTIONS IN THE PERIOD FROM 01.01.2024. TO 31.12.2024.

No.	Type of court	Pending at the beginning	Incoming		Total caseload	Total disposed			Pending at the end	
			Total	New		In merits	In other way	Total disposed	Remaining caseload as pending	Backlog cases according to the date of the initial act
1	Supreme Court	6	33	33	39	17	17	34	5	
2	Appellate courts	19	418	418	437	73	312	385	52	2
3	Higher courts	242	2,143	2,143	2,385	1,567	531	2,098	287	2
4	Basic courts	1,571	4,486	4,436	6,057	2,753	2,131	4,884	1,173	52
5	Administrative Court	322	2,008	2,008	2,330	2,009	218	2,227	103	
6	Commercial Appellate Court	1	18	18	19	17	1	18	1	
7	Commercial courts	38	1,748	1,743	1,786	1,697	16	1,713	73	
8	Misdemeanor Appellate Court	2	30	30	32	0	30	30	2	
9	Misdemeanor courts	170	1,014	1,014	1,184	126	943	1,069	115	
TOTAL		2,371	11.898	11,843	14,269	8,259	4,199	12,458	1,811	56

Table No. 24

REPORT ON THE NUMBER OF SUBMITTED OBJECTIONS IN THE PERIOD FROM 01.01.2024. TO 31.12.2024.

No.	Type of court	Pending at the beginning	Incoming		Total caseload	Total disposed			Pending at the end	
			Total	New		In merits	In other way	Total disposed	Remaining caseload as pending	Backlog cases according to the date of the initial act
1	Commercial courts	36	1,443	1,441	1,479	1,438	16	1,454	25	

Table No. 25

REPORT ON THE NUMBER OF FILED LAWSUITS FOR MATERIAL AND NON-MATERIAL HARM (Prr, Prr1) IN THE PERIOD FROM 01.01.2024. TO 31.12.2024.

No.	Type of court	Pending at the beginning	Incoming		Total caseload	Total disposed			Pending at the end	
			Total	New		In merits	In other way	Total disposed	Remaining caseload as pending	Backlog cases according to the date of the initial act
1	Higher courts	4	5	1	9	8		8	1	
2	Basic Courts	1,513	3,256	2,433	4,769	1,833	1,037	2,870	1,899	63
TOTAL		1,517	3,261	2,434	4,778	1,841	1,037	2,878	1,900	63

Table No. 26

Based on the decisions of the court presidents who accepted objections for speeding up the proceedings and found a violation of the right to a trial within reasonable time before the basic and higher courts in the Republic of Serbia, out of the total number of cases received (3,261), the number of filed lawsuits for material harm was: Prr1-728, and for non-material harm: Prr-2.533.

The largest number of these cases refer to the enforcement of legally binding court decisions, in which the enforcement of forced collection of claims from the employment relations was interrupted by the imperative norms of the Law on Privatization, which were not affected by the legal decision of the courts, and in which due to the insolvency of the debtor in the restructuring for the sake of privatization, the obligation falls on the state (*Kačapor v. Serbia, Vlahović v. Serbia...*). Amounts paid to parties instead of these insolvent debtors, that are socially or state owned and whose privatization is controlled by the state, significantly burden the budget.

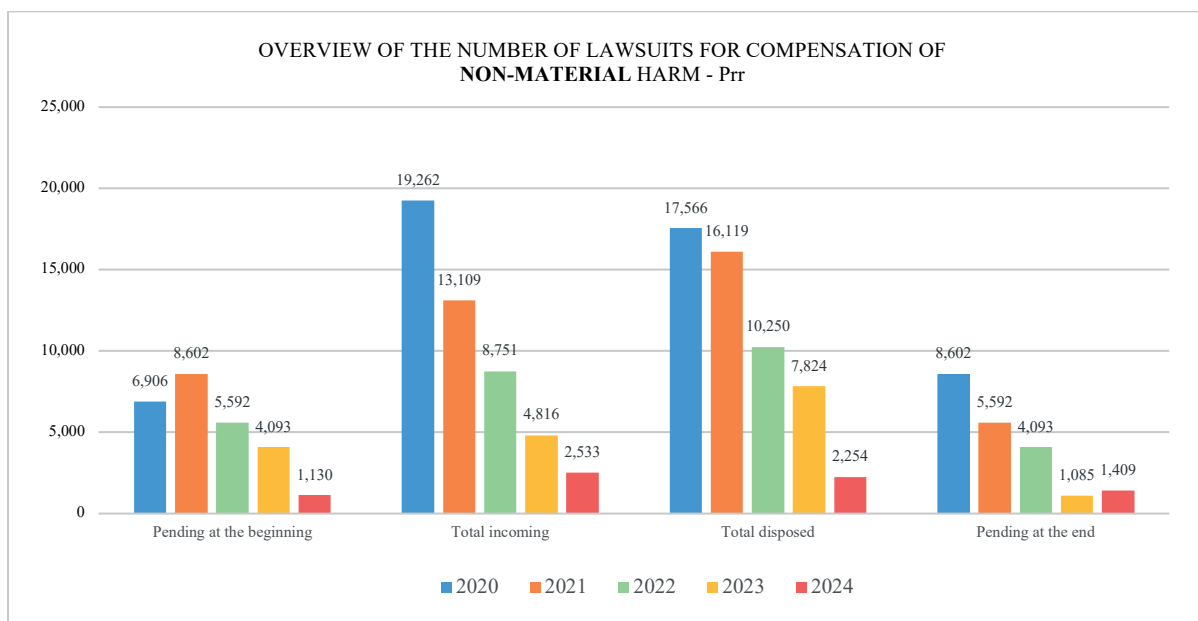


Chart No. 27

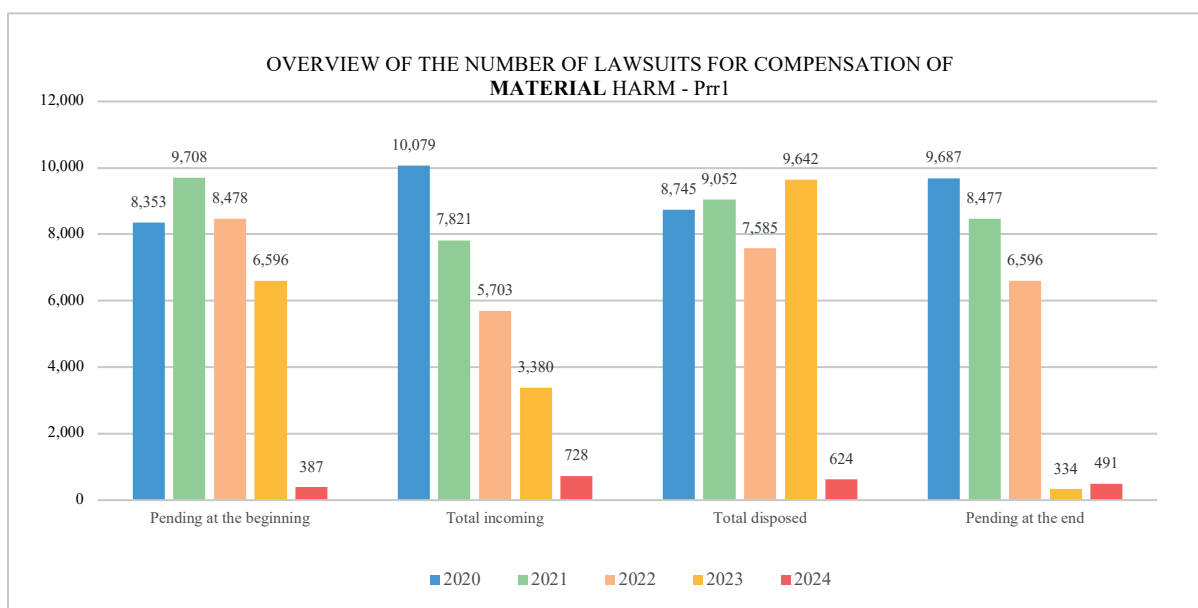


Chart No. 28

The largest **number of incoming cases for claims** for compensation of material and non-material harm was in **2020** – 29,341. The trend of such a high number of claims has been stopped, since in 2021 there were 20,930 of these cases, **2022** – 13,060, **2023** – 8,196, while in **2024** the number of these cases was **3,261**.

The number of pending cases of this type on **December 31, 2024** was **1,900** cases, which is **more** than in **2023**, by **481** cases.

#### IV.1. PAYMENT OF DAMAGES PURSUANT TO DOMESTIC COURT DECISIONS IN 2024

**1. Compensation for damages based on the violation of the right to a trial within reasonable time according to the decisions of domestic courts, voluntarily paid by the courts, was in the amount of RSD 124,971,205.51, which is 2.81% of the total damages paid.**

2. Compensation for damages based on the violation of the right to a trial within a reasonable time according to the decisions of the domestic courts, collected through forced collection at the expense of the courts, was about RSD **4,305,732,093.42**, which is **96.74%** of the total damages paid.

3. Compensation for damages based on the violation of the right to a trial within reasonable time according to the decisions of domestic courts, paid voluntarily based on an agreement with the State Attorney's Office amounted to RSD **19,997,134.00**, or **0.45%** of the total damages paid.

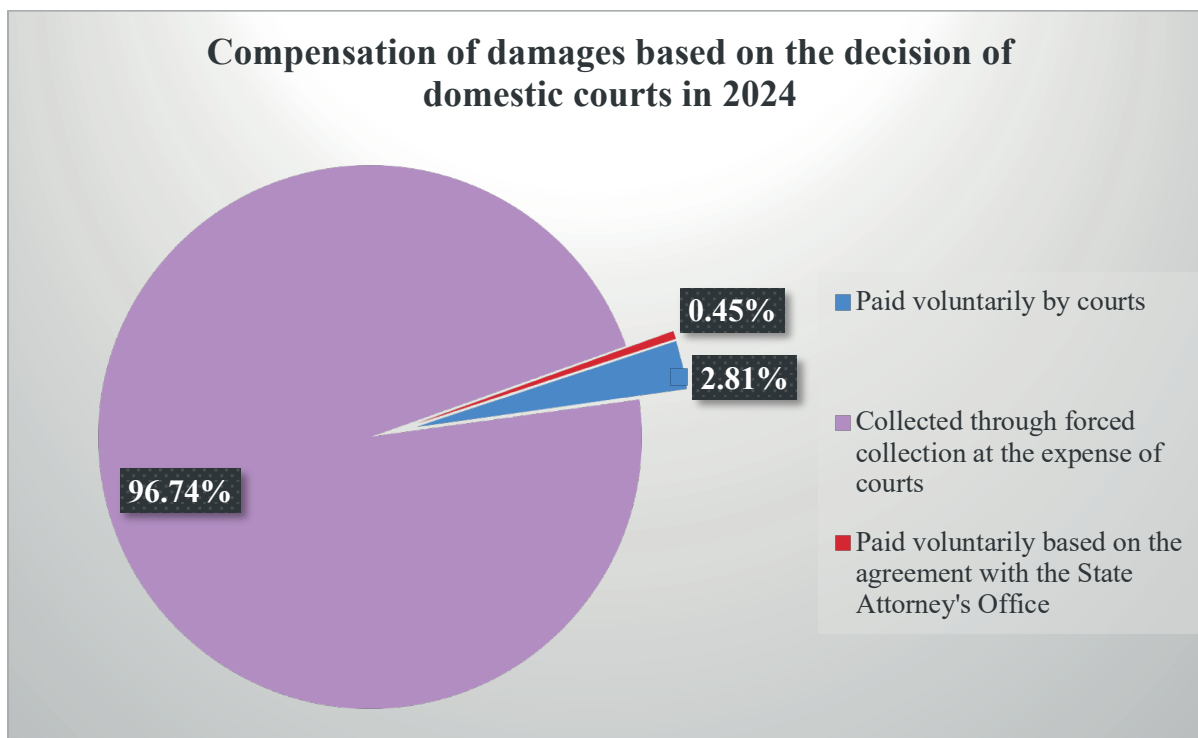


Chart No. 29

## **V. ACTIONS OF COURTS IN THE FIGHT AGAINST CORRUPTION, HUMAN TRAFFICKING (Article 388 of the CC), VIOLENT BEHAVIOUR AT A SPORTS EVENT OR PUBLIC GATHERING (Article 344-a of the CC), PROTECTION AGAINST DOMESTIC VIOLENCE AND THE SO-CALLED MISSING BABIES**

The upcoming analysis of statistical data includes reports on which the Supreme Court periodically reports to the competent institutions.

### **V.1. CORRUPTION**

The Amendments and Supplements to the Criminal Code (“Official Gazette of the Republic of Serbia”, No. 94/2016) revised the section on criminal offenses against the economy and the section on criminal offenses against official duty. Also, the Law on the Organization and Competence of State Authorities in Suppression of Organized Crime, Terrorism and Corruption (“Official Gazette of the Republic of Serbia”, No. 94/16, 87/18 and 10/23) was adopted, which establishes four special departments for actions related to criminal acts of this type of crime before the higher courts in Belgrade, Kraljevo, Niš and Novi Sad, which act in the first instance. In previously initiated cases, the proceedings are completed by the courts before which the proceedings were initiated.

# Annual Report on the Work of the Courts in the Republic of Serbia for 2024

## REPORT ON THE WORK OF THE COURT FOR PROCEEDINGS IN CASES OF CRIMINAL OFFENSES OF CORRUPTION IN 2024

No.	Court name	Pending at the beginning			Incoming		Total caseload		Total disposed				Pending at the end	
		Total	Backlog cases according to the date of the initial act	Number of accused persons	Total	Number of accused persons	Number of cases	Number of accused persons	In merits	In other way	Total disposed	Backlog cases according to the date of the initial act	Remaining caseload as pending	Backlog cases according to the date of the initial act
1.	Appellate courts	89	33	200	223	420	312	620	246		246	99	66	38
2.	Higher courts	739	313	2,274	538	820	1,277	3,094	389	193	582	231	695	317
3.	Basic courts	97	66	166	60	81	157	247	61	28	89	44	68	45
TOTAL:		925	412	2,640	821	1,321	1,746	3,961	696	221	917	374	829	400

Table No. 27

The table shows the **cumulative** caseload during 2024, in courts of general jurisdiction in cases of criminal offenses of corruption, according to the Criminal Code, Amendments to the Criminal Code and the Law on the Organization and Competence of State Authorities in Suppression of Organized Crime, Terrorism and Corruption.

## REPORT ON THE WORK OF THE SPECIAL DEPARTMENTS FOR ACTIONS RELATED TO CRIMINAL OFFENSES OF CORRUPTION IN 2024

No.	Court name	Pending at the beginning			Incoming		Total caseload		Total disposed				Pending at the end	
		Total	Backlog cases according to the date of the initial act	Number of accused persons	Total	Number of accused persons	Number of cases	Number of accused persons	In merits	In other way	Total disposed	Backlog cases according to the date of the initial act	Remaining caseload as pending	Backlog cases according to the date of the initial act
1.	Special department for suppression of corruption Belgrade	113	18	247	78	149	191	396	48	8	56	11	135	30
2.	Special department for suppression of corruption Kraljevo	56	6	112	81	100	137	212	67	12	79	11	58	4
3.	Special department for suppression of corruption Niš	57	4	95	26	50	83	145	40	2	42	1	41	12
4.	Special department for suppression of corruption Novi Sad	197	24	368	164	239	361	607	141	35	176	21	185	46
5.	Special department for organized crime	67	36	332	144	201	211	533	24	125	149	119	62	38
TOTAL:		490	88	1,154	493	739	983	1,893	320	182	502	163	481	130

Table No. 27a

The table shows the number of cases handled during 2024 in special departments, in accordance with the Law on the Organization and Competence of State Authorities in Suppression of Organized Crime, Terrorism and Corruption.

## *Annual Report on the Work of the Courts in the Republic of Serbia for 2024*

In the fight against corruption, in addition to courts of general jurisdiction, courts of special jurisdiction (misdemeanor courts) also act in the first instance in accordance with the Law on the Anti-Corruption Agency.

### REPORT ON THE WORK OF THE COURT FOR PROCEEDINGS IN MISDEMEANOR CASES OF CORRUPTION, FOR THE PERIOD 01.01 - 31.12.2024.

No.	Court name	Pending at the beginning			Incoming		Total caseload		Total disposed				Pending at the end	
		Total	Backlog cases according to the date of the initial act	Number of accused persons	Total	Number of accused persons	Number of cases	Number of accused persons	In merits	In other way	Total disposed	Backlog cases according to the date of the initial act	Remaining caseload as pending	Backlog cases according to the date of the initial act
1.	Misdemeanor Appellate Court	13		13	89	89	102	102	87		87		15	
2.	Misdemeanor courts	160		160	142	143	302	303	149	12	161		141	
TOTAL:		173		173	231	232	404	405	236	12	248		156	

Table No. 28

## V.2. IMPLEMENTATION OF THE LAW ON PROTECTION OF WHISTLEBLOWERS

The real effects of the fight against corruption are expressed through the implementation of the Law on the Protection of Whistleblowers.

### REPORT ON THE CASES REGARDING THE PROTECTION OF WHISTLEBLOWERS FOR THE PERIOD 01.01 - 31.12.2024.

No.	Court name	Matter	Number of judges in matter	Pending at the beginning	Total incoming	Total caseload	Total disposed	Pending at the end	
								Remaining caseload as pending	Length of proceedings from the initial act more than 36 months
1.	Supreme Court	Rev-uz	1	6	1	7	6	1	1
		Rev2-uz	5	4	5	9	3	6	5
TOTAL				10	6	16	9	7	6
1.	Appellate courts	Gž-uz	6	2	8	10	9	1	
		Gž1-uz	10	1	13	14	11	3	
2.	Higher courts	P-uz	10	23	12	35	12	23	8
		Ppr-uz	1		11	11	10	1	
3.	Basic courts	P1-uz	5	3	4	7	7		
4.	Administrative Court	U-uz	3	4	3	7	6	1	
5.	Misdemeanor Appellate Court	Prž-uz	0						
6.	Misdemeanor courts	Pr-uz	1		1	1		1	
TOTAL FOR ALL COURTS WITHOUT THE SUPREME COURT				33	52	85	55	30	8
TOTAL FOR ALL COURTS:				43	58	101	64	37	14

Table No. 29

Although these cases are not numerous, their importance is significant, given the fact that the protection of whistleblowing right, as a human right for protection of freedom of speech, is important for the rule of law and the development of any democratic society.

### V.3. CRIMINAL ACT OF HUMAN TRAFFICKING (Article 388 of the CC)

Article 388 of the Criminal Code stipulates the criminal act of human trafficking. In order to combat human trafficking as efficiently as possible, the provisions of Article 388 of the Criminal Code were amended in accordance with the Council of Europe Convention, and criminal sanctions were tightened as of 2013.

#### REPORT ON THE WORK OF THE COURT FOR PROCEEDINGS IN CASES OF CRIMINAL OFFENSES FROM ARTICLE 388 OF THE CC, FOR THE PERIOD 01.01 - 31.12.2024.

No.	Court name	Pending at the beginning			Incoming		Total caseload		Total disposed				Pending at the end	
		Total	Backlog cases according to the date of the initial act	Number of accused persons	Total	Number of accused persons	Number of cases	Number of accused persons	In merits	In other way	Total disposed	Backlog cases according to the date of the initial act	Remaining caseload as pending	Backlog cases according to the date of the initial act
1.	Appellate Courts	2		2	13	21	15	23	14		14	4	1	
2.	Higher Courts	38	9	98	23	35	61	133	14	4	18	4	43	13
3.	Basic Courts													
TOTAL:		40	9	100	36	56	76	156	28	4	32	8	44	13

Table No. 30

### V.4. CRIMINAL ACT OF VIOLENT BEHAVIOR AT SPORTS EVENT OR AT PUBLIC GATHERING (Article 344-a of the CC)

Violent behavior at sports event or public gathering is regulated by Article 344-a of the Criminal Code.

In addition to the criminal act provided for in the Criminal Code, violent behavior at sports event is also regulated by the Law on Prevention of Violence and Misbehavior at Sports Events, as a misdemeanor (Article 21).

#### REPORT ON THE WORK OF THE COURT FOR PROCEEDINGS IN CASES OF CRIMINAL ACST FROM ARTICLE 344-a OF THE CC, FOR THE PERIOD 01.01 - 31.12.2024.

No.	Court name	Pending at the beginning			Incoming		Total caseload		Total disposed				Pending at the end	
		Total	Backlog cases according to the date of the initial act	Number of accused persons	Total	Number of accused persons	Number of cases	Number of accused persons	In merits	In other way	Total disposed	Backlog cases according to the date of the initial act	Remaining caseload as pending	Backlog cases according to the date of the initial act
1.	Appellate Courts	4		6	17	25	21	31	18		18	1	3	
2.	Higher Courts	22	2	37	58	86	80	123	52	1	53		27	3
3.	Basic Courts	2		2			2	2	1		1		1	
TOTAL:		28	2	45	75	111	103	156	71	1	72	1	31	3

Table No. 31



## V.5. CASES UNDER THE LAW ON DETERMINATION OF THE STATUS OF NEWBORN INFANTS

The Law on Determination of the Status of Newborn Infants<sup>1</sup> suspected to have disappeared from maternity wards in the Republic of Serbia was adopted after the European Court of Human Rights handed down its verdict in the case of *Zorica Jovanović v. Serbia* (petition number 21794/08, judgment of March 26<sup>th</sup>, 2013, final judgment on September 9<sup>th</sup>, 2013).

### LAW ON DETERMINATION OF THE STATUS OF NEWBORN INFANTS SUSPECTED TO HAVE DISAPPEARED FROM MATERNITY WARDS IN THE REPUBLIC OF SERBIA REPORT FOR THE PERIOD 01.01- 31.12.2024.

	Type of court	Registry	Number of judges	Pending at the beginning	Incoming	Total disposed	Pending at the end
1.	Higher Courts	<b>R5</b>	22	109	18	67	60
2.	Appellate Courts	<b>Gž5</b>	16	4	33	28	9

Table No. 32

## V.6. CASES OF PROTECTION AGAINST DOMESTIC VIOLENCE

According to positive regulations, and especially after the adoption of the Law on the Prevention of Domestic Violence, these cases are processed by courts of general jurisdiction, of which basic and higher courts proceed in the first instance, in criminal and civil matters, as well as the courts of special jurisdiction – misdemeanor courts.

### DOMESTIC VIOLENCE CASES 01.01 - 31.12.2024.

No.	Court	Pending at the beginning	Incoming	Total caseload	Disposed	Pending at the end
1.	Supreme Court	44	187	231	181	50
2.	Appellate courts	46	833	879	830	49
3.	Higher courts	150	4,409	4,559	4,331	228
4.	Basic courts	2,844	24,949	27,793	24,993	2,800
5.	Misdemeanor Appellate Court	5	291	296	281	15
6.	Misdemeanor courts	229	2,067	2,296	2,062	234
TOTAL		3,318	32,736	36,054	32,678	3,376

Table No. 33

<sup>1</sup> "Official Gazette of the Republic of Serbia" 18/2020, the Law was voted in the National Assembly on February 29, 2020. On March 3, 2020, the President of the Republic issued a Decree on the Promulgation of the Law, and the Law was published on the same day. It entered into force on March 11<sup>th</sup>, 2020.

## *Annual Report on the Work of the Courts in the Republic of Serbia for 2024*

In 2024, the total number of incoming cases with elements of domestic violence (P2, K and NP) in basic courts was 24,949 cases, 24,993 cases were disposed, with 2,800 pending cases at the end of the reporting period.

In 2024, the total number of incoming cases with elements of domestic violence (P2, K) in higher courts in the first instance was 11, with the total of 15 disposed cases and 7 pending cases until the end of the reporting period.

Ruling on appeals, in higher courts, a total of (Kž1, Kž2, NPž, Gž2) 4,398 cases were received, a total of 4,316 cases were disposed, with 221 pending cases at the end of the reporting period.

Ruling on appeals, a total of 833 incoming cases were received in appellate courts (Kž1, Kž2, Gž2), 830 cases were disposed, and 49 cases were pending at the end of the reporting period.

In the Supreme Court, based on the extraordinary legal remedies, 187 cases were received, a total of 181 cases were disposed, and 50 of those cases remained pending at the end of the reporting period.

In the courts of special jurisdiction, in the first instance, in the misdemeanor courts, 2,067 cases were received, a total of 2,062 were disposed, and 234 cases remained pending at the end of the reporting period.

Ruling on appeals against the decisions of misdemeanor courts, the Misdemeanor Appellate Court received 291 of these cases, and disposed 281 cases, with 15 pending cases at the end of the reporting period.

## **VI. QUALITY**

The ratio between the total number of disposed cases, the number of appealed cases in relation to the number of revoked decisions, expressed in total and through the decisions in the merits indicates the number of cases that were, based on the legal remedy, returned to a lower instance court for retrial.

The overall quality of the work of courts, according to the Court Rules of Procedure, is a total number of disposed cases reduced by the sum of revoked and reversed decisions, divided with the total number of disposed cases and multiplied by 100 (the result is expressed in percentages).

*Annual Report on the Work of the Courts in the Republic of Serbia for 2024*

**OVERALL QUALITY OF THE WORK OF COURTS IN 2024**

No.	Court name	Total number of disposed cases	Total number of revoked decisions	Total number of reversed decisions	Overall quality
1.	Appellate Courts	53,026	429	1,017	97,27
2.	Higher Courts	184,078	1,432	2,216	98,02
3.	Basic Courts	787,784	14,959	14,014	96,32
4.	Administrative Court	33,037	5	2	99,98
5.	Commercial Appellate Court	9,569	46	102	98,45
6.	Commercial Courts	74,605	749	417	98,44
7.	Misdemeanor Appellate Court	30,336	24	7	99,90
8.	Misdemeanor Courts	541,773	5,215	3,801	98,34
TOTAL:		1,714,208	22,859	21,576	97,41

*Table No. 34*

**QUALITY OF COURT DECISIONS IN 2024**

No.	Court name	Number of judges	Total disposed	Disposed in merits	Number of reviewed appeals	Total number of revoked	% of revoked decisions compared to the total number of disposed	% of revoked decisions compared to the total number of decisions on the merits	% of reviewed appeals compared to the total number of disposed	% of reviewed appeals compared to the total number of decisions on the merits	% of revoked decisions compared to the number of reviewed appeals
1.	Appellate Courts	164	53,026	49,187	5,912	429	0,81	0,87	11,15	12,02	7,26
2.	Higher Courts	322	184,078	147,157	30,600	1,432	0,78	0,97	16,62	20,79	4,68
3.	Basic Courts	1,168	787,784	529,417	121,476	14,959	1,90	2,83	15,42	22,95	12,31
4.	Administrative Court	46	33,037	29,853	1,008	5	0,02	0,02	3,05	3,38	0,50
5.	Commercial Appellate Court	28	9,569	9,177	1,729	46	0,48	0,50	18,07	18,84	2,66
6.	Commercial Courts	162	74,605	55,284	7,380	749	1,00	1,35	9,89	13,35	10,15
7.	Misdemeanor Appellate Court	43	30,336	23,471	36	24	0,08	0,10	0,12	0,15	66,67
8.	Misdemeanor Courts	450	541,773	348,121	27,652	5,215	0,96	1,50	5,10	7,94	18,86
TOTAL:		2,383	1,714,208	1,191,667	195,793	22,859	1,33	1,92	11,42	16,43	11,68

*Table No. 35*

PERCENTAGE OF REVOKED DECISIONS IN 2024

No.	Court name	Number of judges	Number of reviewed appeals	Total number of revoked	% of revoked decisions compared to the number of reviewed appeals
1.	Appellate Courts	164	5,192	429	7,26
2.	Higher Courts	322	30,600	1,432	4,68
3.	Basic Courts	1,168	121,476	14,959	12,31
4.	Administrative Court	46	1,008	5	0,50
5.	Commercial Appellate Court	28	1,729	46	2,66
6.	Commercial Courts	162	7,380	749	10,15
7.	Misdemeanor Appellate Court	43	36	24	66,67
8.	Misdemeanor Courts	450	27,652	5,215	18,86
TOTAL:		2,383	195,793	22,859	11,68

Table No. 36

Analyzing the percentage of revoked decisions in the observed period 2020-2024, it is obviously necessary to monitor trends in the number of revoked decisions, since they burden the work of courts. Professional training and consideration of disputed issues should influence the reduction of the number of revoked decisions in cases, so that cases would not be decided again. Reducing the number of revoked decisions will allow judges to devote more time to newly received cases. In addition, the reduction in the number of revoked decisions affects the increase in legal certainty and citizens' confidence in the judiciary.

## VII. PERFORMANCE INDICATORS ACCORDING TO THE CEPEJ

According to the methodology of statistical reporting to the European Commission for the Efficiency of Justice – CEPEJ (*Commission Européen pour l'Efficacité de la Justice*), which is unique for all member states and all parts of the justice system (courts, prosecution, prisons), a set of indicators was defined in order to evaluate the performance of the system, i.e. parts of the system. Main performance indicators of this methodology have been accepted in the domestic regulatory framework and practice, and they were previously presented in this report: number of pending cases at the beginning of the reporting period, number of incoming cases

*Annual Report on the Work of the Courts in the Republic of Serbia for 2024*

during the reporting period, number of disposed cases during the reporting period and number of pending cases at the end of the reporting period.

In addition to these, important performance indicators based on which judicial systems of the member states of the Council of Europe are compared every two years are the time to disposition (in days) and clearance rate. The following reporting to the CEPEJ for 2023 and 2024 will be submitted in 2025.

The average length of proceedings is calculated on the **annual basis**, and it is determined based on the following formula:

$$\text{Average duration} = \frac{\text{number of pending cases at the end}}{\text{number of disposed cases during the year}} \times 365$$

Another important performance indicator, clearance rate, is also calculated on the **annual basis**, according to the following formula:

$$\text{Clearance rate} = \frac{\text{number of disposed cases in a year}}{\text{number of incoming cases in a year}} \times 100$$

This indicator is an integral part of the statistical reports of courts in the Republic of Serbia.

The average duration of court proceedings in the Republic of Serbia for the period 2020-2024 is shown in the following table.

TIME TO DISPOSITION IN DAYS					
	2020	2021	2022	2023	2024
Number of pending cases at the end	1,510,472	1,498,237	1,174,642	1,095,479	1,042,252
Number of disposed cases	2,013,829	2,415,672	2,132,305	1,844,337	1,754,383
Time to disposition	274	226	201	217	217

Table No. 37

The following table provides comparative indicators (every two years as the reporting for CEPEJ) for clearance rate and time to disposition for all types of courts in the Republic of Serbia.

*Annual Report on the Work of the Courts in the Republic of Serbia for 2024*

CLEARANCE RATE AND AVERAGE TIME TO DISPOSITION IN DAYS

Court type	Clearance rate	Time to disposition	Clearance rate	Time to disposition
	2022		2024	
	%	In days	%	In days
Supreme Court	55.35	468	111,18	332
Administrative Court	39.63	1,496	77,30	1803
Appellate Courts	101.45	67	96,57	95
Higher Courts	93.88	289	105,11	311
Basic Courts	130.58	152	105,74	128
Commercial Appellate Court	113.04	138	116,00	152
Commercial Courts	110.94	62	100,75	64
Misdemeanor Appellate Court	99.97	44	93,03	72
Misdemeanor Courts	126.89	234	101,80	251
<b>TOTAL</b>	<b>117.88</b>	<b>201</b>	<b>103,14</b>	<b>217</b>

Table No. 38

CLEARANCE RATE AND AVERAGE TIME TO DISPOSITION IN DAYS IN 2024

Court type	Clearance rate (%)	Time to disposition (in days)
Misdemeanor Courts	101,80	251
Misdemeanor Appellate court	93,03	72
Commercial Courts	100,75	64
Commercial Appellate Court	116,00	152
Basic Courts	105,74	128
Higher Courts	105,11	311
Appellate Courts	96,57	95
Administrative Court	77,30	1,803
Supreme Court	111,18	332
<b>TOTAL</b>	<b>103,14</b>	<b>217</b>

Table No. 39

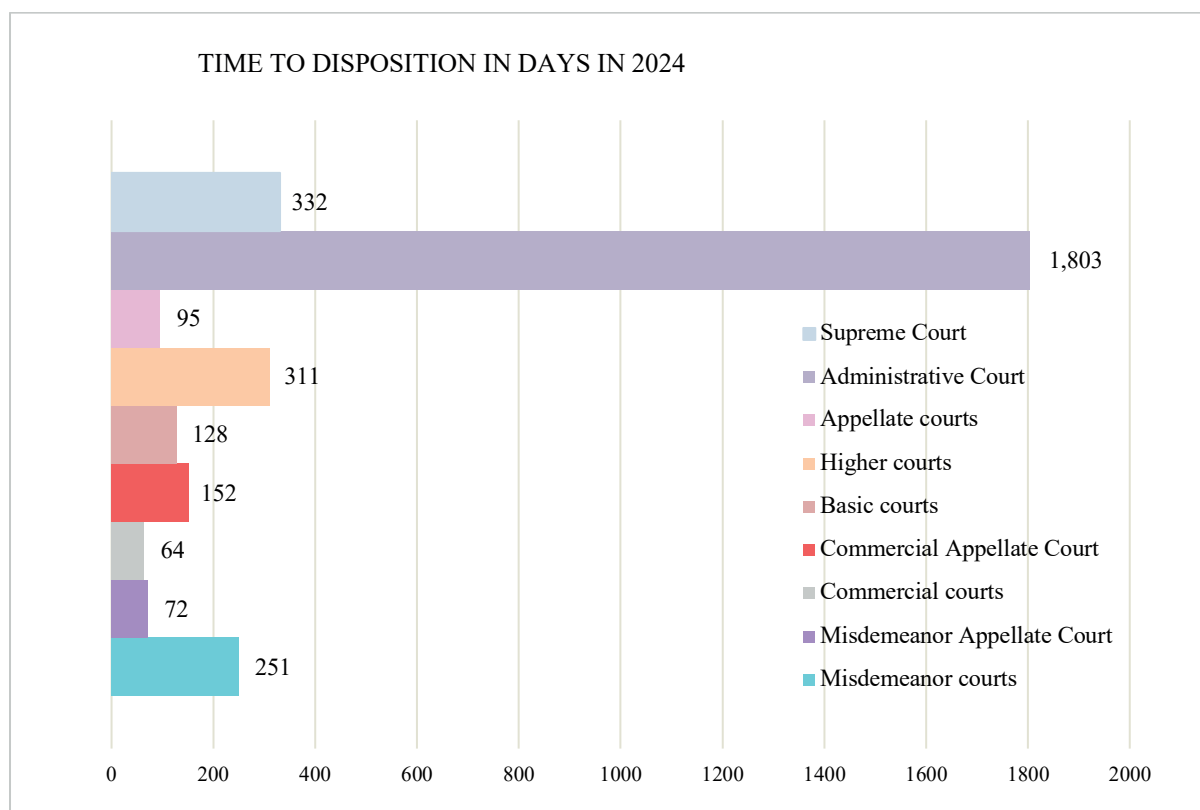


Chart No. 30

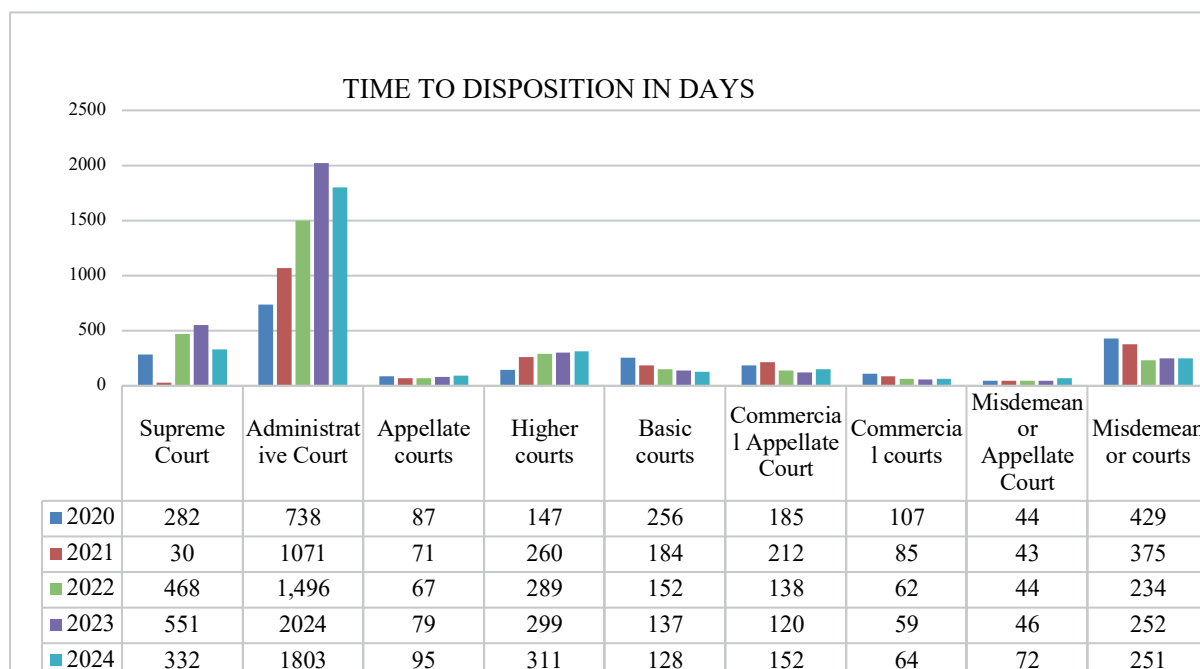


Chart No. 31

## **VIII. REPORT ON THE WORK OF THE SUPREME COURT**

### **VIII.1. GENERAL INFORMATION**

As of May 11, 2023, the Supreme Court of Cassation, pursuant to Article 53 para. 1 – 3 in relation with Articles 15 and 32 of the Law on the Organization of Courts, changed its name to the Supreme Court.

All general and individual acts passed by the Supreme Court of Cassation that were in force on May 10, 2023, remained in force and will be applied until the adoption of new acts.

The competence of the Supreme Court, prescribed by the new Law on the Organization of Courts, has not been changed in relation to the competence of the Supreme Court of Cassation.

The Supreme Court consists of judges and court staff. Judges are assigned to court departments and court chambers on an annual schedule, and court staff are assigned to court departments, the Office of the President, the Secretariat and the Court Registry Office.

On December 31, 2024, **45** judges held office of judge in the Supreme Court. **32** judges acted effectively during the reporting period. The number of court staff on the same day was **233**, of which **59** were judicial assistants.

According to the Law on Budget of the Republic of Serbia for 2024 (“Official Gazette of the Republic of Serbia”, No. 92/23), financial resources allocated from the budget of the Republic of Serbia for the Supreme Court of Cassation, were RSD **904,752,000.00**, and with the amendment to the Law – supplementary budget, the allocated financial resources for the Supreme Court were in the total amount of RSD **922,356,000.00** (“Official Gazette of the Republic of Serbia”, No. 79/24).

### **VIII.2. JURISDICTION OF THE SUPREME COURT**

The Supreme Court is the highest court in the Republic of Serbia.

The Law on the Organization of Courts, in its Article 32 prescribes the jurisdiction of the Supreme Court:

- The Supreme Court shall decide on extraordinary legal remedies filed against decisions of courts in the Republic of Serbia and in other matters set forth by law;
- The Supreme Court shall decide on conflicts of jurisdiction between courts, if this doesn't fall under the jurisdiction of any other court, as well as on the transfer of jurisdiction of courts to facilitate proceedings or for other important reasons;
- The Supreme Court ensures unique judicial application of the law, and the equality of parties in court proceedings; reviews the application of laws and other regulations and the work of courts; appoints judges to the Constitutional Court; provides opinions about the candidate for the president and judge of the Supreme Court in cases prescribed by law; adopts the Rules of



*Annual Report on the Work of the Courts in the Republic of Serbia for 2024*

Procedure of the Supreme Court, and performs other jurisdictions and activities prescribed by law.

The Supreme Court received the total of **36,136** cases in 2024, **6,864** cases less than in 2023, and the caseload of the court was **76,668** cases. **40,175** cases were disposed, which is **13,307** cases more than in the previous year, and the clearance rate was positive.

Despite the reduced caseload at the end of 2024, due to the enormous caseload in previous years, judges are still burdened with an extremely high number of cases in their work. The almost twofold increase in the inflow of cases compared to 2021, or approximately threefold increase in the inflow of cases compared to 2020, indicates that an increase in the number of judges in the Supreme Court is necessary.

THE FOLLOWING GRAPHS SHOW THE NUMBER OF INCOMING, DISPOSED AND PENDING CASES IN THE SUPREME COURT IN 2024

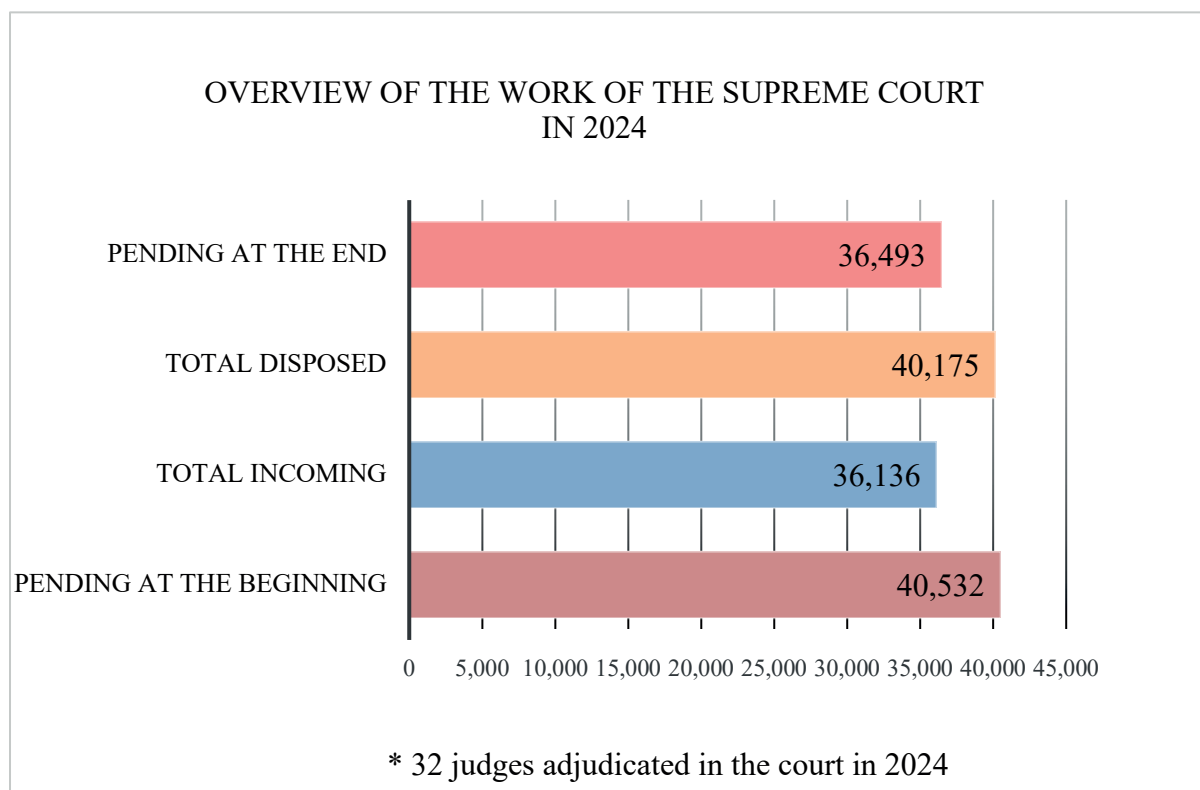


Chart No.32

*Annual Report on the Work of the Courts in the Republic of Serbia for 2024*

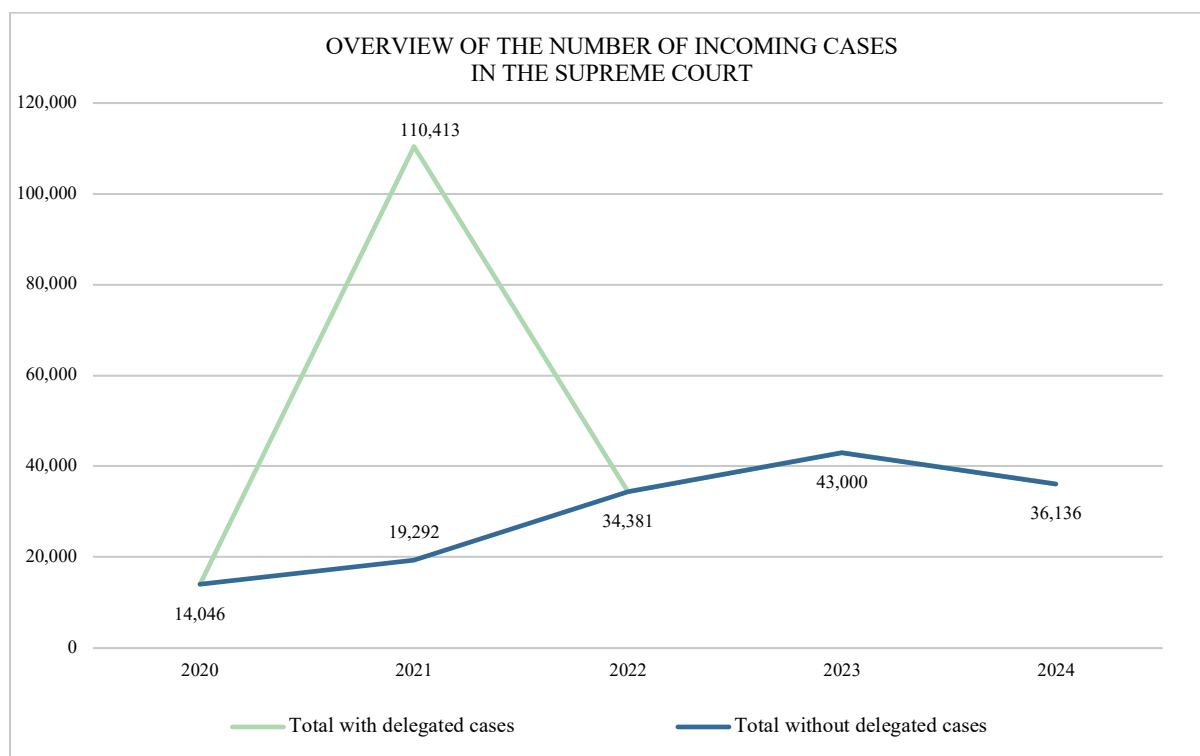


Chart No. 33

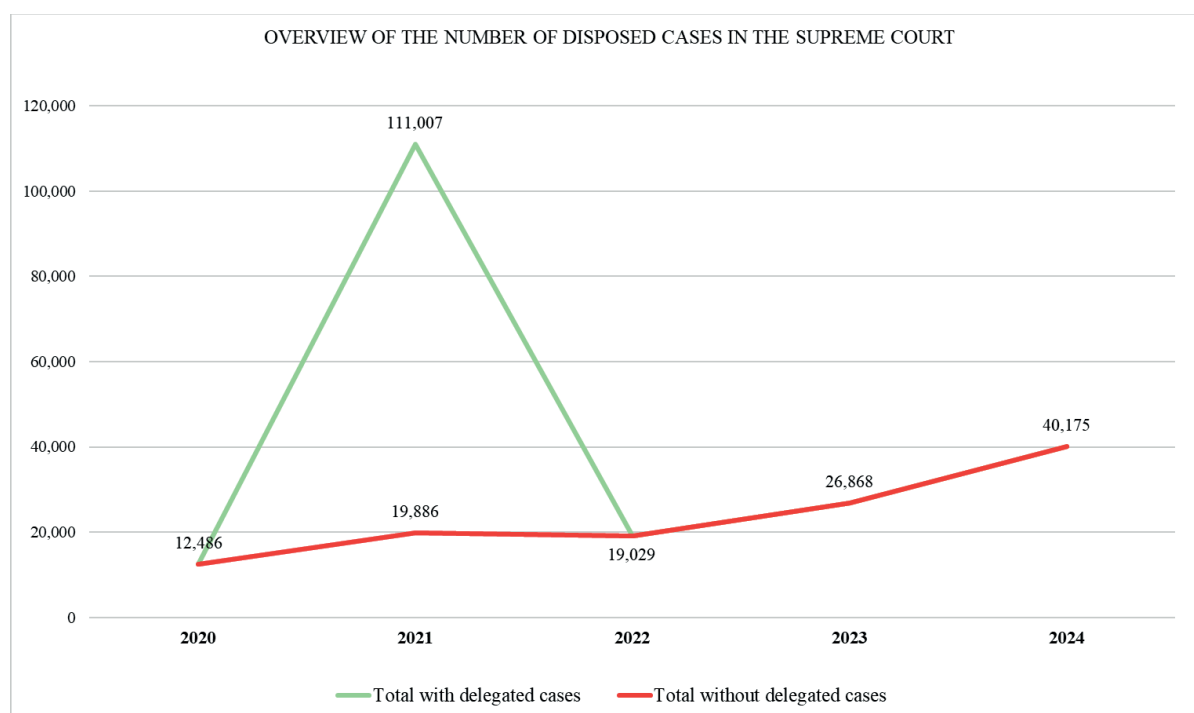


Chart No. 34

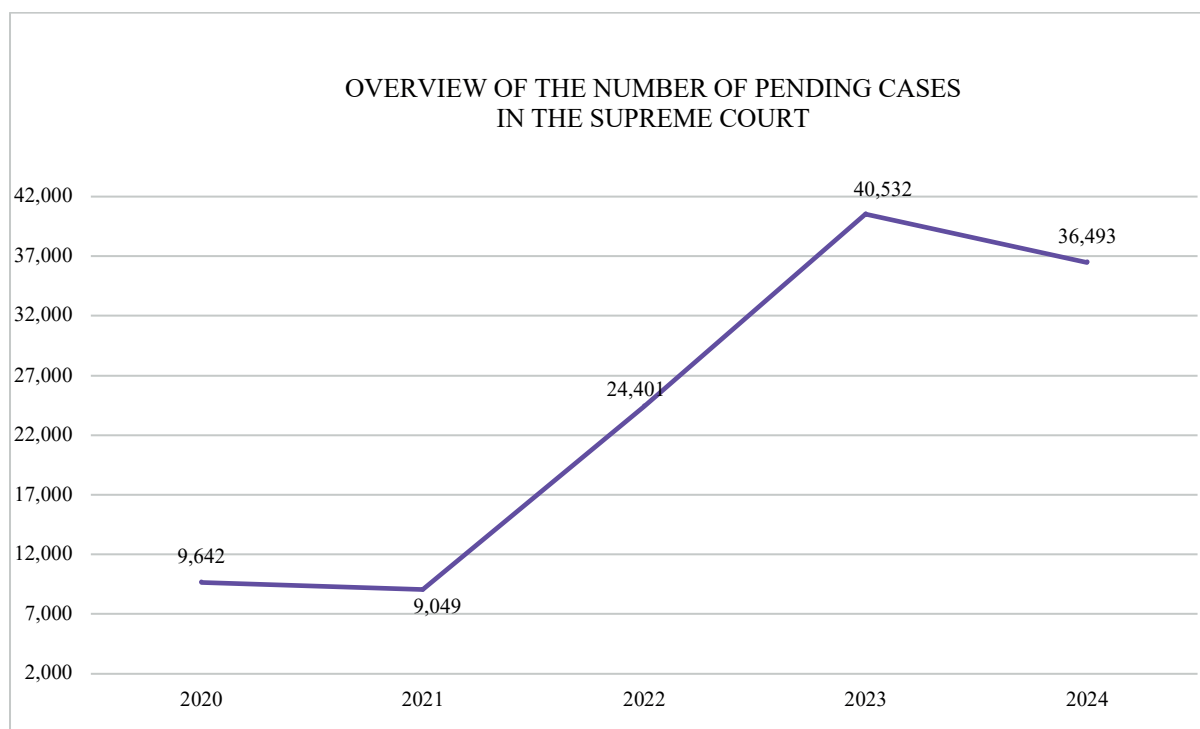


Chart No. 35

THE FOLLOWING CHART SHOWS THE NUMBER OF INCOMING, DISPOSED AND PENDING CASES  
IN THE SUPREME COURT IN THE PERIOD FROM 2020 TO 2024

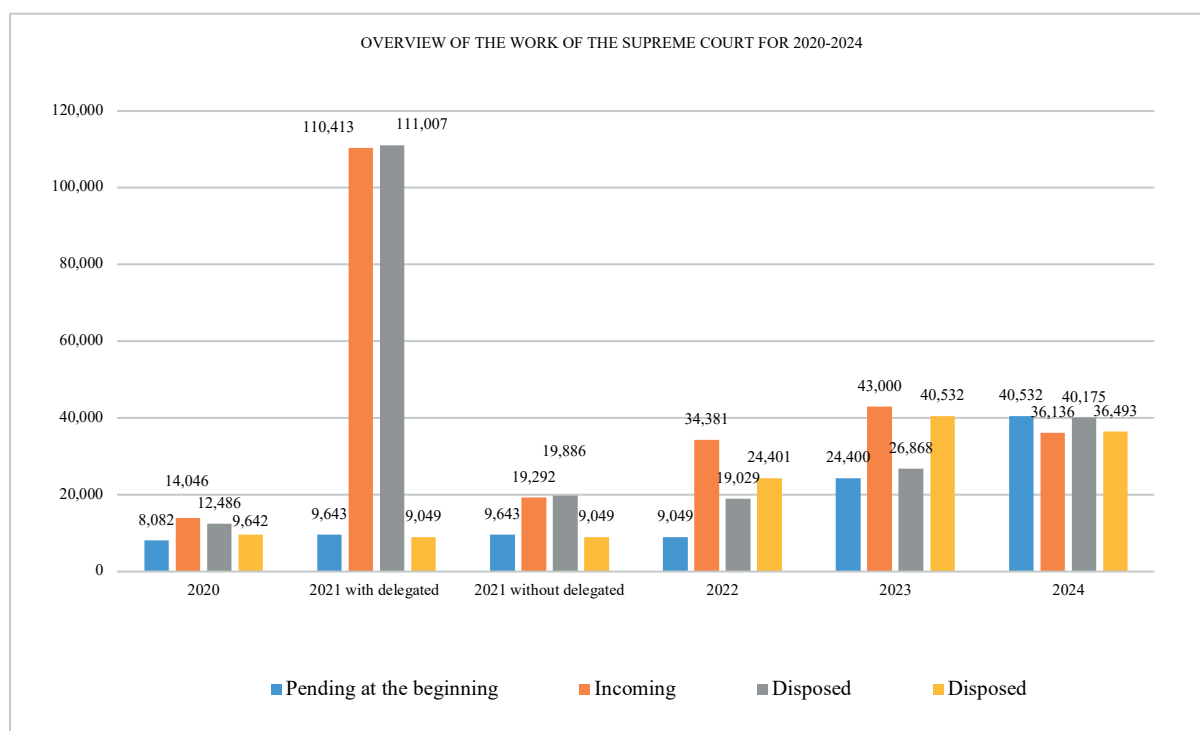


Chart No. 36

### **VIII.3. WORK OF COURT DEPARTMENTS**

According to the Rules of Procedure on the organization and operation of the Supreme Court (of Cassation), the following departments were established in the Supreme Court: Civil Department with a specialized panel for administrative matters, Criminal Department, Department for the Protection of the Right to a Trial within Reasonable Time and the Case Law Department.

The work of the **Civil Department** of the Supreme Court in 2024 is characterized by the great engagement of judges of this Department in overcoming the enormous inflow of cases. A total of **32,068** cases were received, which is **8,216** cases **less** than in the previous year. Judges disposed an average of **132,15** cases per month. The clearance rate was positive **113,32%**. The increase in the number of cases in civil matters to **72,059** cases and the number of disposed cases in this matter to **36,340** cases, which is **12,204** disposed cases more than at the end of 2023, required the investment of additional effort not only by judges, but also by judicial assistants on the drafting of court decisions, judicial assistants working in the Preparatory Department and the Case Law Department, as well as the staff working in the Registry Office, typewriters and proofreading office.

The largest number of cases in the work of the Civil Department relate to the collection of loan processing costs, reimbursement of food costs during work, annual leave allowance and travel expenses, prohibition and limitation of employment at the beneficiaries of public funds, expropriation, limitation of rights to property through planning acts, and in commercial disputes cases were disposed slowly when it comes to insurance, banking disputes, disputes related to trademark infringement and bankruptcy.

In 2024, **five sessions of the Civil Department** were held, where reports of judges in proceedings to resolve a disputed legal issue were discussed, reports by judges in proceedings for resolving disputed legal issues, reports by judges for the Annual Conference of Judges, issues related to the functioning of the department, work reports and conclusions from joint meetings of the appellate courts.

At the sessions of Civil Department, **16 decision wordings** from the decisions of the Supreme Court in general civil, labor, economic and administrative matters were determined and the legal position “Absence of infringement of personal rights in a situation where the natural person to whom the personal data relates has been informed of the transfer of data for the purpose for which they were collected” was adopted.

The inflow of cases in administrative matters in the Specialized Chamber for Administrative Matter was increased to **546** compared to 365 in 2023, so the clearance rate was not positive. In 2024, **501** requests for revision of court decisions were submitted to the Specialized Chamber for Administrative Matters, which means that only **4,27%** of the decisions of the Administrative Court issued in that year were challenged before the Supreme Court using this extraordinary legal remedy. Although there has been an increase in the number of extraordinary legal remedies filed, this data still indicates that the restrictive conditions for filing a request for revision of a court decision prescribed by the Law on Administrative Disputes (“Official

Gazette of the Republic of Serbia”, No. 111/09) prevent the Supreme Court from ensuring uniform judicial application of law in administrative matters, as one of its main competencies.

The largest number of disposed cases in administrative matters in the reporting period refers to the restoration of property – restitution, protection of competition, public procurement, labor and legal status of civil servants, inspection measures, tax cases, cadastral cases, conflict of jurisdiction, misdemeanors, information of public importance, public debt - unpaid foreign currency savings deposits.

In the **Criminal Department** of the Supreme Court, compared to previous years, the inflow of cases has been uniform, and the structure of the cases has not changed. In 2024, **2,400** cases were received in this Department, which is **440** cases more compared to 2023 and **2,218** cases were disposed, meaning that the clearance rate was **92.42%**.

The subject of discussion and decision on requests for the protection of legality in criminal matters mainly related to illegally obtained evidence in criminal proceedings, violation of criminal code and the costs of criminal proceedings.

During 2024, **eight sessions of the Criminal Department** were held, where disputed legal issues observed during the resolution of cases based on requests for the protection of legality were considered. At the session of the Criminal Department, conclusions were reached, and the judges of the Criminal Department expressed their views on the following issues: interpretation and application of Tarrif No. 1, paragraph 2, item 2, and Article 9, paragraph 2 of the Tariff on Fees and Compensation for Lawyers’ Work (“Official Gazette of the Republic of Serbia”, No. 43/23 of May 26<sup>th</sup>, 2023), which entered into force on June 3<sup>rd</sup>, 2023; payment of costs when representing multiple defendants by one defense attorney and a significant violation of the provisions of criminal procedure under Article 438, paragraph 1, item 4) of the CPC and the exclusion of judges. The Criminal Department determined the legal position on the disputed issues from the joint sessions of representatives of the criminal departments of the courts of appeal and the Supreme Court, held on January 31<sup>st</sup>, 2024 and April 26<sup>th</sup>, 2024. At the sessions of the Criminal Department, drafts of the Law on Amendments and Supplements to the Criminal Procedure Code and the Criminal Code were also considered, and proposals for amending the aforementioned laws were established.

At the sessions of the Criminal Department, **6 decision wordings** from the decisions of the Supreme Court were established.

During 2024, **3 meetings** of representatives of the criminal departments of the appellate courts and the Supreme Court were held to harmonize case law – on January 31<sup>st</sup>, 2024, April 26<sup>th</sup>, 2024 and November 19<sup>th</sup>, 2024.

A total of **1,122** cases were received in the **Department for the Protection of the Right to a Trial within Reasonable Time** in the reporting period, and **1,081** cases were disposed. The inflow was not completely resolved due to the fact that the largest number of cases were received in the months of November and December. Compared to 2023, there was a noticeable decrease in the number of cases on objections to speed up the procedure and appeals against decisions on objections in civil proceedings, but the number of appeals against decisions of the Administrative Court increased from 286 to 993 cases. These data indicate the obvious shortening of the duration of civil proceedings before the appellate courts and the extension of

the duration of the proceedings before the Administrative Court due to the long-term continuous increase in the number of cases before that court.

Judges in the Department for the Protection of the Right to a Trial within Reasonable Time make decisions on legal remedies within the deadlines prescribed by law, so there was no need to hold department meetings in order to implement measures to improve the organization of work in the department. Apart from that, there were no disputed legal issues, because there is uniform judicial practice in the matter of protecting the right to a trial within reasonable time.

Disputed legal issues related to compensation for damages due to the violation of the right to a trial within reasonable time were considered at the sessions of the Civil Department of the Supreme Court.

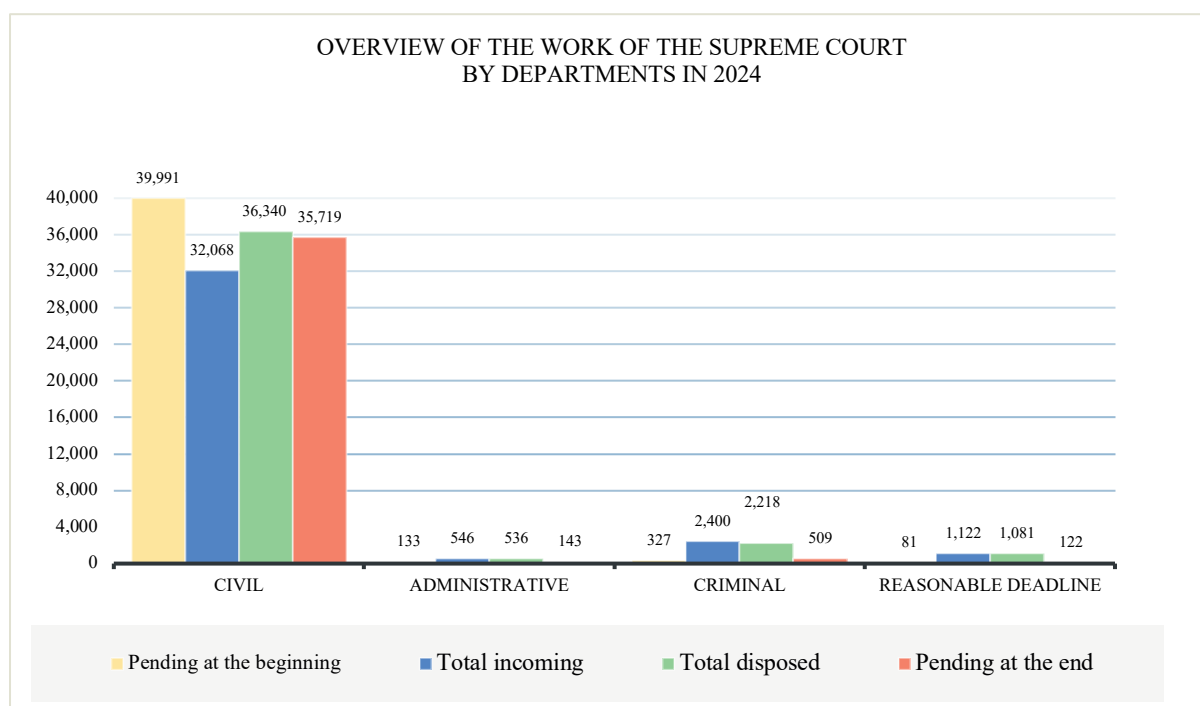


Chart No. 37

**The Court Practice Department** monitors and studies judicial practice, initiates a review of the adopted legal understanding, informs judges and court advisors about the legal understanding of judicial departments and determines which data and documentation needs to be monitored in order to improve judicial practice, as well as the way of recording, processing and entering them in publications, in order to ensure uniform judicial application of the law.

In 2024, **two** meetings of the Court Practice Department were held.

#### **VIII.4. WORK OF THE GENERAL SESSION**

In addition to judicial panels and judicial departments, judges perform their judicial function in the General Session.

In 2024, **five General Sessions** were held (9.02.2024, 20.05.2024, 18.07.2024, 9.09.2024 and 8.11.2024.), where numerous issues were discussed and decisions were made from the jurisdiction of the General Session, including the following:

- consideration and adoption of the Annual Report on the work of courts in Serbia for 2023;
- entry into office of six judges in the Supreme Court, and regarding that, determination of changes and additions to the Annual work schedule of judges in 2024;
- determining the Annual work schedule of judicial assistants in the Supreme Court for 2024;
- providing opinion on candidates, judges, in the election process for judges in the Supreme Court, and providing opinions on candidates, judicial assistants of the Supreme Court, in the process of election for a judge of a court of general or special jurisdiction; and
- decision of the General Session on requests for the exemption of the president of the court in 2 requests.

#### **VIII.5. WORK OF THE COURT ADMINISTRATION**

The court administration of the Supreme Court carries out tasks that ensure the conditions for legal, regular and timely work and operations of the court.

##### **VIII.5.1. ADOPTED GENERAL NORMATIVE ACTS**

In 2024, the President of the Court passed:

- Annual work schedule of judges in the Supreme Court of Cassation for 2024 and three amendments to the Annual work schedule of judges in the Supreme Court in 2024;
- Annual schedule of work of judicial assistants in the Supreme Court for 2024, which includes the Annual schedule of tasks entrusted to advisers in the Supreme Court;
- Instructions on how to keep records of attendance at work Su I-1 20/24 dated 12.02.2024;
- Decision on amendments to the Decision on reimbursement of transportation costs for commuting to work Su I-1 28/24 dated 06.03.2024;
- Act on the safety of the ICT system (package of instructions, rules, procedures and measures) in the Supreme Court Su I-1 33/24 dated 06.03.2024; and

- Instructions on the method of determining the right to overtime work for employees of the Supreme Court Su I-1 81/24 dated 07.06.2024.

#### **VIII.5.2. ACTING UPON REQUESTS FOR FREE ACCESS TO INFORMATION OF PUBLIC IMPORTANCE**

By the decision of the president of the court, the secretaries of the Criminal and Civil Departments are authorized to act upon requests for free access to information of public importance.

In 2024, the Supreme Court received **66** requests for free access to information of public importance, **44** requests were submitted by citizens, **1** request was submitted by the media, **2** requests were submitted by non-governmental organizations and other citizen associations, and others (lawyers, institutions) submitted **19** requests.

The response to **61** requests was provided by December 31, 2024. The requests of all information seekers were responded to within the legal deadline.

**61** requests were granted, and in **three** cases the request was not granted.

#### **VIII.5.3. ACTIONS BASED UPON APPLICATIONS AND COMPLAINTS**

In 2024, the Court received **247** complaints, of which **33** were related to the work of the Supreme Court. **5** complaints were transferred from 2023. **243** complaints were acted upon, **9** complaints remained pending, and a total of **96.43%** of these cases were resolved.

Out of the total number of reviewed complaints about the work of the Supreme Court, **5** complaints were well-founded, and **28** were assessed as unfounded, of which the well-founded ones refer to the duration of the proceedings.

#### **VIII.5.4. SUBMITTING RESPONSES TO THE DEFENDANT BEFORE THE EUROPEAN COURT OF HUMAN RIGHTS**

During 2024, the Supreme Court submitted response to the State Attorney's Office – the representative of the Republic of Serbia before the European Court of Human Rights, in **7** cases, including relevant examples from the practice of the Supreme Court relevant for current cases before the ECtHR or for the enforcement of already reached decisions of the ECtHR against the Republic of Serbia.



## **VIII.6. HARMONIZATION OF CASE LAW**

As the highest court in the system of judicial power, **the Supreme Court ensures the uniform judicial application of rights and equality of parties in court proceedings**, considers the application of laws and other regulations, as well as the work of the courts, thus exercising its jurisdiction determined by law.

The agreement between the presidents of the appellate courts on the organization, place and time of joint sessions of the appellate courts in the period from 2021 to 2025 was signed between the Supreme Court of Cassation and the appellate courts on February 24, 2021.

In 2024, three meetings of judges acting in civil matter and one in criminal matters were held.

Adopted legal opinions and conclusions of the Supreme Court are published on the court's website.

During 2024, the case law of the European Court of Human Rights (ECtHR) was regularly monitored and reviews of decisions made in relation to the Republic of Serbia, as well as cases that may be relevant for deciding cases before the Supreme Court, were prepared.

Reports on cases of the European Court of Human Rights in relation to the Republic of Serbia were published in the Bulletin of the Supreme Court, No. 3/24.

### **VIII.6.1. CASE LAW DATABASE**

During 2024, progress was made in connection with the entry of the decisions of the Supreme Court, the Commercial Appellate Court, the Misdemeanor Appellate Court, the Administrative Court and appellate courts into the unified Case Law Database (<https://sudskapraksa.sud.rs>).

In total, by the end of 2024, **integral versions of 491,470** decisions were entered (416,387 integral decisions were entered by December 31, 2023), **66,197 anonymized decisions** (54,183 were entered by December 31, 2023), as well as 193 legal opinions, 80 judicial practice bulletins and 58 decision wordings.

**18,995 anonymized court decisions**, from criminal, civil matter, administrative matter and protection of right to a trial within reasonable time, were published in the Single Case Law Database (<https://sudskapraksa.sud.rs>).

The Supreme court published three issues of the Case Law Bulletin, in which, in addition to the reports presented at the Annual Conference of Judges in Vrnjačka Banja in May 2024, the reports of the judges of the appellate and higher courts were also published, which the Editorial Board assessed as significant for the development of judicial practice in criminal and civil matters. In addition to the reports, legal positions, decision wordings and conclusions of the Criminal and Civil Departments of the Supreme Court were also published.

### **VIII.7. ACTIVITIES OF THE SUPREME COURT IN THE PROCESS OF ACCESSION OF THE REPUBLIC OF SERBIA TO THE EUROPEAN UNION**

During 2023, the Supreme Court participated in activities related to the process of the European Union accession in cooperation with the Ministry of Justice, the Ministry of European Integration and other authorities.

In this regard, quarterly reports were prepared regarding the implementation of activities from the Action Plan for Chapter 23 (Judiciary and Fundamental Rights)<sup>2</sup> – gathering of all relevant information under the jurisdiction of the Supreme Court and the courts.

Contributions were made for the preparation of the Annual Report on Serbia's progress in the accession process in accordance with the issues identified by the European Commission (attachments Fundamental Rights, Freedom of Expression, Fight against Corruption, Judicial Reform) within Chapter 23, as well as Chapter 24 (Fight against organized crime and other serious forms of crime), Chapter 7 (Protection of Intellectual Property) and Chapter 19 (Protection of Social Rights). The group also prepared contributions for the Subcommittee on Justice, Freedom and Security (Chapters 23 and 24), as well as for the Subcommittee on Internal Market and Competition (under the stabilization and accession process). In this regard, various statistical reports from the courts, which are collected by the Supreme Court as an umbrella institution, as well as information on case law on specific issues, were submitted.

Also, when it comes to cases of corruption and organized crime, and other serious criminal offenses, the Supreme Court, in cooperation with the Ministry of European Integration, participated in a project initiated in 2023 – participation in several coordination meetings and filling in the required data in the electronic platform. In accordance with the requirements, the Supreme Court has developed appropriate instructions for submitting statistical data from courts. In addition to the contact person at the Supreme Court, contact persons have also been designated in special departments of higher courts that are working on filling in the part of the e-platform related to the flow of "live cases". This activity marked the second and third quarters of 2024.

In cooperation with the competent courts, the Supreme Court prepared a special statistical report on cases of corruption and organized crime, according to the criteria of the European Commission (track record tables), as well as the rule of law.

### **VIII.8. INTERNATIONAL COOPERATION**

In 2024, the Court continued its cooperation with regional, European and other international organizations and institutions, including the implementation of projects.

In cooperation with the Ministry of Justice, participation was achieved in activities for Sector Budget Support for Justice (SBS) within the National Program for IPA 2022 (EU funds).

---

<sup>2</sup> *In accordance with the Stabilization and Association Agreement and the Negotiating Position of the Republic of Serbia within the Intergovernmental Conference on the Accession of the Republic of Serbia to the European Union for Chapter 23. „Judiciary and Fundamental Rights“*

## *Annual Report on the Work of the Courts in the Republic of Serbia for 2024*

The court also participated in the activities of the EU projects: Support for Chapter 23 and Support for Chapter 24 was achieved.

As part of the Council of Europe project “Strengthening effective legal remedies for preventing human rights violations in Serbia” within the framework of the joint program of the European Union and the Council of Europe “Horizontal Facility for the Western Balkans and Turkey II”, a new project “Improvement of the Supreme Court Case Law Database” was launched to improve the Open List of Descriptors, within which experts in civil, criminal and administrative matters developed proposals for amendments and supplements to the Open List of Descriptors.

The Supreme Court participated in the work of the Superior Courts Network in cooperation with the European Court of Human Rights. A representative of the Supreme Court participated in the work of the Superior Courts Network forum on 6-7 June 2024.

With the aim of improving the work of the courts, the Supreme Court in 2024 established cooperation with various projects: projects of the Delegation of the European Union in Belgrade, projects of the Council of Europe Office in Belgrade, with the OSCE Mission to Serbia, the US Embassy (INL) and the Multi-Donor Trust Fund.

As part of the cooperation with the OSCE Mission and the US Department of Justice in the field of improving relations between courts and the media, a roundtable was held in 2024 and the Guide for Journalists was prepared.

### **VIII.9. ACTIVITIES OF SUPREME COURT**

The Supreme Court organized the Annual Conference of Judges in Vrnjačka Banja in the period from May 23-25, 2024, attended by judges from all courts of the Republic of Serbia, representatives of the supreme courts of the countries in the region, judges of the European Court of Human Rights and the most prominent representatives of domestic state authorities and institutions. Selected papers prepared by judges were presented on the defined topics in criminal, civil, administrative matters, the field of evaluation of judges’ work and undue influence on the performance of judicial functions, and a discussion was then initiated among all participants on the positions from the papers.

Representatives of the Supreme Court received a delegation of Chinese judges on September 2, 2024.

Representatives of the Supreme Court met with a delegation of Brazilian judges and professors from the Faculty of Law of the University of Sao Paulo, on September 11, 2024;

Representatives of the Supreme Court received a delegation of prosecutors from the People’s Republic of China, led by the Prosecutor General of the People’s Republic of China, on September 19, 2024.

### **VIII.9.1. ACTIVITIES OF THE PRESIDENT OF THE SUPREME COURT**

President of the Supreme Court judge Jasmina Vasović:

- participated in the conference “Use of encrypted communication in criminal proceedings”, held on April 18-19, 2024 in Belgrade;
- met with the Head of the Council of Europe Office in Belgrade, Janos Babity, on May 17<sup>th</sup>, 2024 at the Supreme Court;
- met with the Delegation of the Federal Prosecutor’s Office of the Kingdom of Belgium on June 25<sup>th</sup>, 2024 at the Supreme Court;
- visited the Supreme Court of Cassation of Italy and met with the President of the Court, Margherita Cassano, on September 24<sup>th</sup>, 2024 in Rome;
- participated in the conference of the Network of Presidents of Supreme Courts of the European Union, held on October 3-4, 2024 in Athens;
- participated in the final conference of the project “Support to Victims and Witnesses of Crime in Serbia”, held on October 11<sup>th</sup>, 2024 in Belgrade;
- participated in the online meeting with the Venice Commission, October 31<sup>st</sup>, 2024;
- met with representatives of the Faculty of Diplomacy and Security, November 6<sup>th</sup>, 2024;
- participated in the roundtable discussion “Relations between the courts and the media”, held on November 20<sup>th</sup>, 2024 in Belgrade;
- participated in the Annual Conference on Best Practices in the Slovenian Judiciary 2024, which was held on December 5<sup>th</sup>, 2024 in Kranj, and
- met with the outgoing Head of the OSCE Mission to Serbia, Ambassador Jan Braathu, on December 19<sup>th</sup>, 2024 at the Supreme Court.

### **VIII.9.2. CONFERENCES, ROUND TABLES AND WORKSHOPS ATTENDED BY THE JUDGES OF THE SUPREME COURT**

#### **Conferences:**

- Conference “Use of Encrypted Communication in Criminal Proceedings”, organized by the joint project of the European Union and the Council of Europe “Enhancing the Protection of Human Rights in Serbia”, the Bureau for International Narcotics and the Law Enforcement Affairs at the US Embassy in Belgrade, the OSCE Mission to Serbia and the Council of Europe project “Preventing Money Laundering and the Financing of Terrorism in Serbia”, held in Belgrade on April 18-19, 2024;
- Regional Conference “Addressing trafficking in persons for sexual exploitation in South-Eastern Europe – a way forward towards a whole-of-society response” organized by the United

## *Annual Report on the Work of the Courts in the Republic of Serbia for 2024*

Nations Office on Drugs and Crime (UNODC) in cooperation with the Office for Human Rights and Minorities of the Government of the Republic of Croatia, the Ministry for Europe and Foreign Affairs of France and the Ministry of Foreign Affairs of Sweden, held in Dubrovnik on May 8-9, 2024;

- International Conference “Joint Efforts towards a Healthy Environment: The Role and Importance of the Ombudsman”, organized by the Ombudsman of the Republic of Serbia, with the support of the OSCE Mission to Serbia, held in Belgrade, on June 13-14, 2024;

- International Conference “Presentation of Supplementary Mechanisms for the Confiscation of Unlawfully Acquired Assets” organized by the Council of Europe, with the support of the Kingdom of Sweden and with the support of the Economic Crime Department, held in Belgrade, on September 18-19, 2024;

- Conference “Standards of evidence in criminal proceedings”, organized by the OSCE Mission to Serbia, the Bar Association of Vojvodina and the Faculty of Law of the University of Novi Sad, held in Novi Sad, on October 10-11, 2024;

- Regional conference on human rights and environmental protection, organized by the Council of Europe, held in Budva, on October 17-18, 2024;

- International conference “Prosecution of war crimes in the countries of the former Yugoslavia – a twenty-year review”, organized by the Humanitarian Law Center, held in Belgrade, on November 28-29, 2024.

### **Public hearing:**

A public hearing on the Draft Law on Amendments and Supplements to the Criminal Code, the Draft Law on Amendments and Supplements to the Criminal Procedure Code and the Draft Law on the Judicial Academy, organized by the Ministry of Justice, was held in Belgrade on October 30<sup>th</sup>, 2024.

### **Meetings:**

- Joint meeting of the President of the Supreme Court with the presidents of all courts of general and special jurisdiction, held on May 25<sup>th</sup>, 2024 at the Annual Conference of Judges in Vrnjačka Banja;

- Two meetings of the Working Group for the Resolution of Backlog Cases, to review the achieved goals set by the Single Backlog Reduction Program in the Courts of the Republic of Serbia for the period 2021-2025, organized by the Supreme Court;

- Meeting to strengthen judicial cooperation between EU Member States and the Western Balkans, organized by the European Judicial Network, held in Vienna on February 1<sup>st</sup>, 2024;

- With an expert team, regarding: “Analysis of gaps in the system of processing money laundering and temporary and permanent seizure of assets” organized by the Council of Europe, in cooperation with the Supreme Public Prosecutor’s Office and the Directorate for the Prevention of Money Laundering, held in Belgrade, on February 13-14, 2024;

### *Annual Report on the Work of the Courts in the Republic of Serbia for 2024*

- preparatory sixth round of evaluation of the Republic of Serbia by the MONEYVAL Committee, organized by the Ministry of Finance, held in Belgrade, on June 17<sup>th</sup>, 2024;
- state authorities with a delegation of the Advisory Committee of the Framework Convention for the Protection of National Minorities of the Council of Europe, organized by the Ministry for Human and Minority Rights and Social Dialogue, held in Belgrade, on June 28<sup>th</sup>, 2024;
- Consultative meeting of decision-makers in the National Risk Assessment process, organized by the Council of Europe in cooperation with the Office for the Prevention of Money Laundering, held in Belgrade, on July 1<sup>st</sup>, 2024;
- meeting on improving the situation in the field of human trafficking in the Republic of Serbia, organized by the Ombudsman, held in Belgrade, on October 7<sup>th</sup>, 2024;
- meeting of the Working Body for monitoring the implementation of the National Strategy for Prosecution of War Crimes for the period 2021-2026, organized by the Ministry of Justice, held in Belgrade, on November 22<sup>nd</sup>, 2024;
- meeting with the representatives of the Working Group on fundamental rights and the rule of law of the European Economic and Social Committee, organized by the Ministry of Labour, Employment, Veteran and Social Affairs, held in Belgrade, on November 28<sup>th</sup>, 2024;
- meeting with the Council of Europe expert on financial forensics, organized by the Council of Europe, within the project “Suppression of Economic Crime in Serbia”, held in Belgrade, November 29<sup>th</sup>, 2024.

#### **Events:**

- Celebration of the International Day of the Public’s Right to Know, organized by the Commissioner for Information of Public Importance and Personal Data Protection, held in Belgrade, on September 27<sup>th</sup>, 2024;
- Presentation of the project “Improvement and harmonization of the case law of the Administrative Court”, organized by the OSCE Mission to Serbia and GIZ, held in Belgrade, on December 4<sup>th</sup>, 2024;
- The thirty-seventh meeting of the Kopaonik School of Natural Law, with the general theme “The right to justice – challenges of the modern age” organized by the Kopaonik School of Natural Law – Slobodan Perović, held in Kopaonik, from December 13-17, 2024;
- The celebration of the 20<sup>th</sup> anniversary of the establishment of the institution of the Commissioner, organized by the Commissioner for Information of Public Importance and Personal Data Protection, was held on December 18, 2024.

### **VIII.9.3. EDUCATION OF EMPLOYEES IN THE SUPREME COURT**

In **2024**, employees of the Supreme Court attended 20 professional development trainings, organized by the National Academy for Public Administration.

### **VIII.10. COOPERATION WITH OTHER BODIES AND INSTITUTIONS**

According to the concluded Agreement on Business Cooperation with the Faculty of Law in Belgrade, 2 visits of students to the Supreme Court were organized, as well as visits by the European Students' Union and the Center for Regional Cooperation.

In addition, the Supreme Court was visited by undergraduate and master's students of the Faculty of Diplomacy and Security.

### **VIII.11. PUBLIC WORK**

Public nature of the work of the Supreme Court is ensured by the publication of information about the work of the court on the website, including court decisions (<http://www.vrh.sud.rs>), communication with the media, the publication of information on the work of the court, acting on requests for free access to information of public importance, by issuing Bulletins and other publications.

During 2024, information on the way the court works and the activities of the president and judges was published regularly on the website. 19 announcements were published.

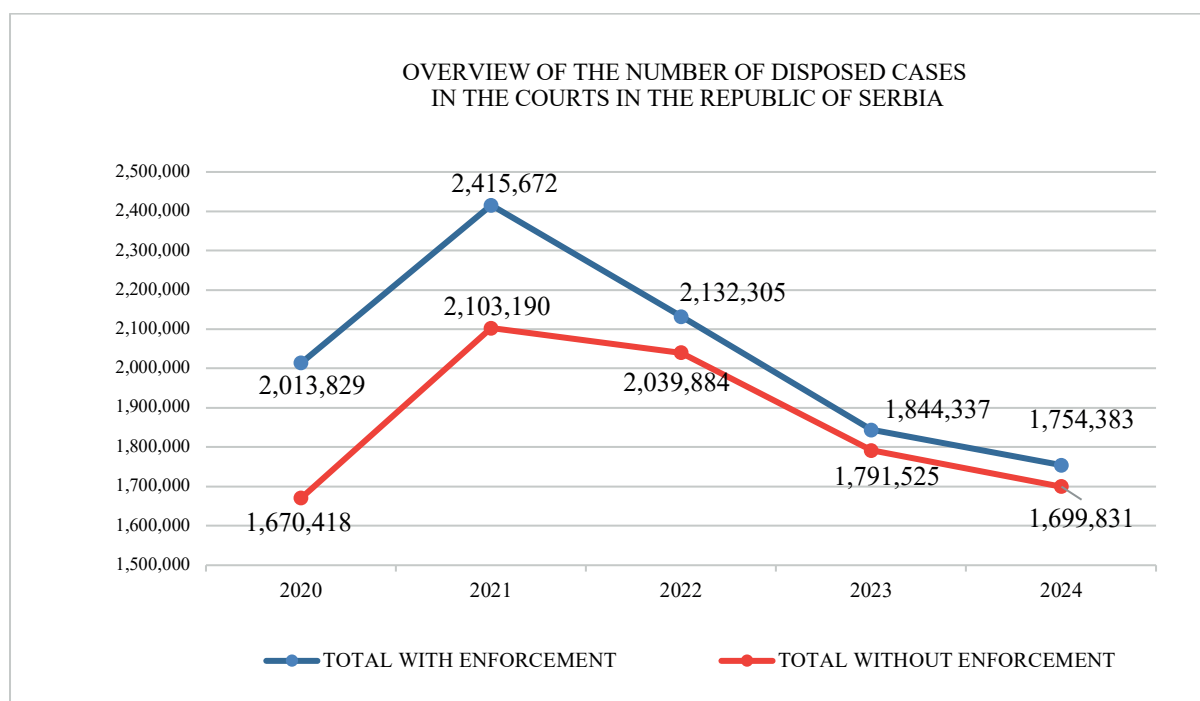
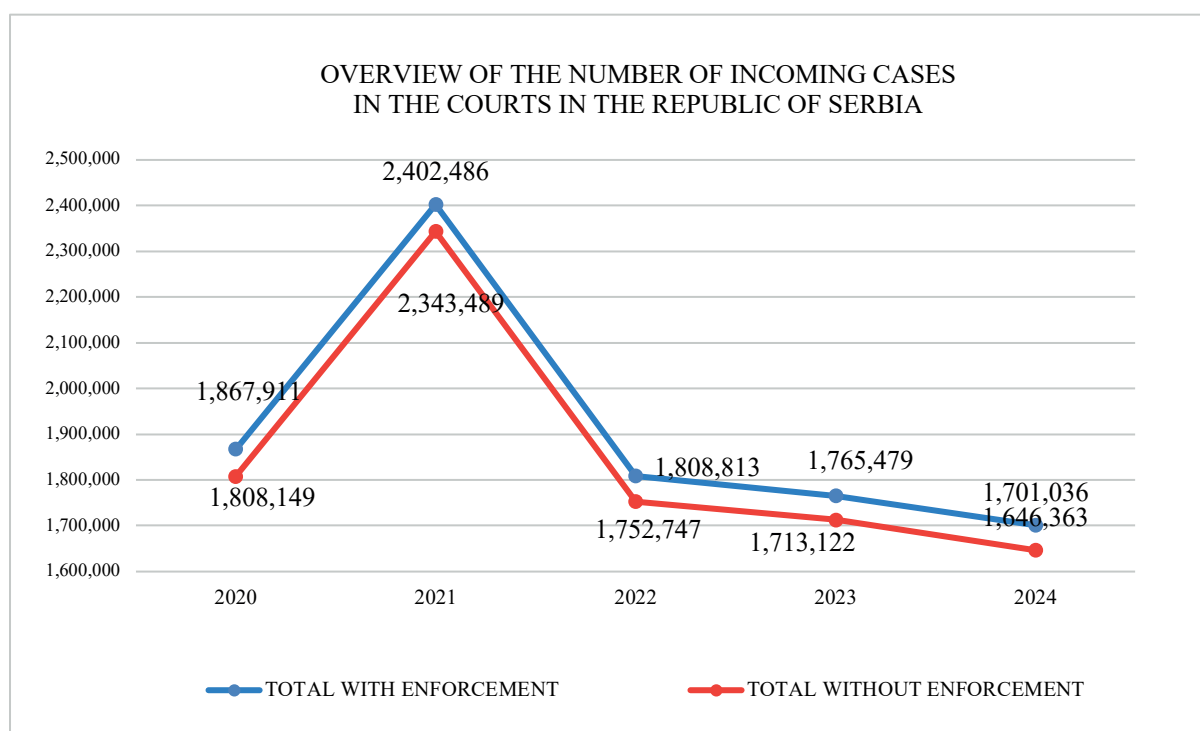
The Database of the decisions of the Supreme Court of Cassation and the Supreme Court contains **5,259** court decisions, of which **712** are from criminal matters, **4,488** from civil matters, **25** from administrative matters and **34** in cases protecting the right to a trial within reasonable time.

#### **Information Booklet**

The data published in the Information Booklet was updated 11 times during 2024, through the Single Information System of the Information Booklet, which was posted on the website of the Commissioner for Information of Public Importance and Personal Data Protection: on January 30, February 28, March 27, May 14, June 20, July 11, August 27, September 27, October 29, November 29 and December 27, 2024.

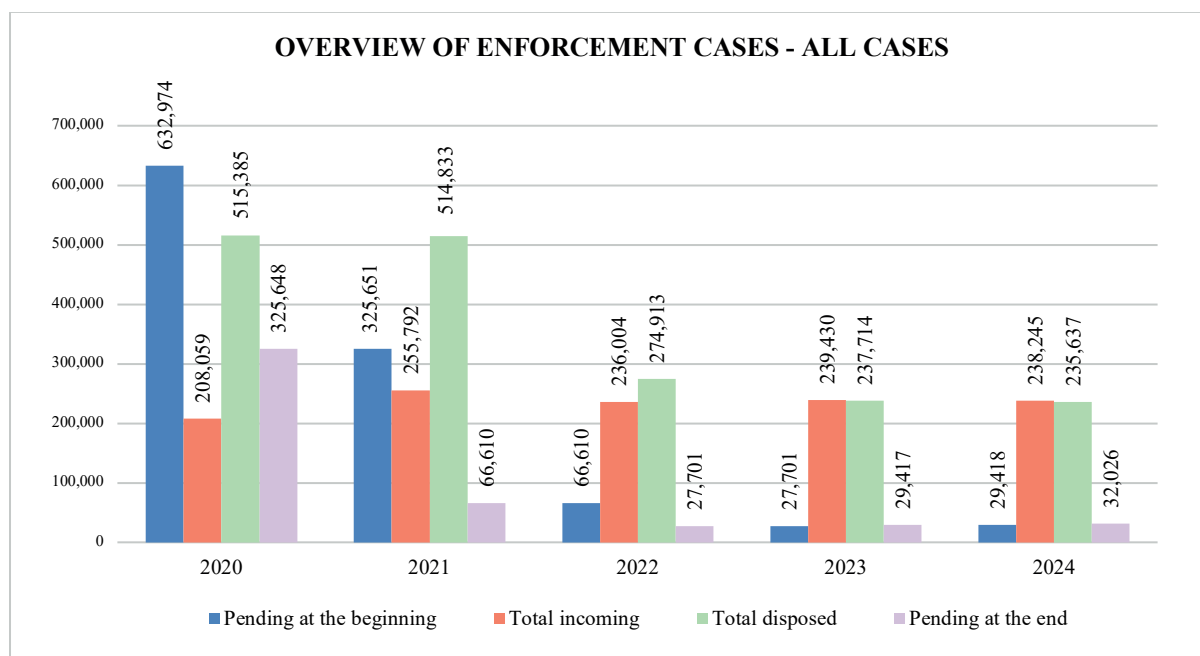
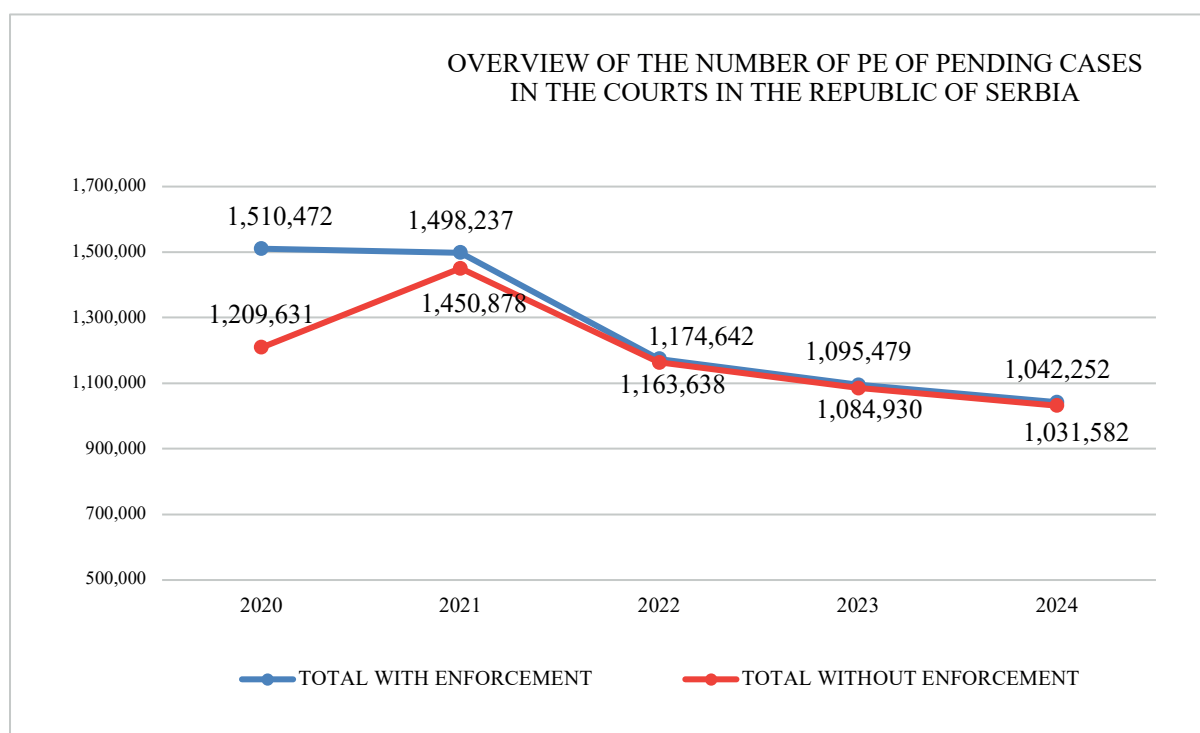


## IX. BRIEF OVERVIEW OF THE WORK OF COURTS IN 2024

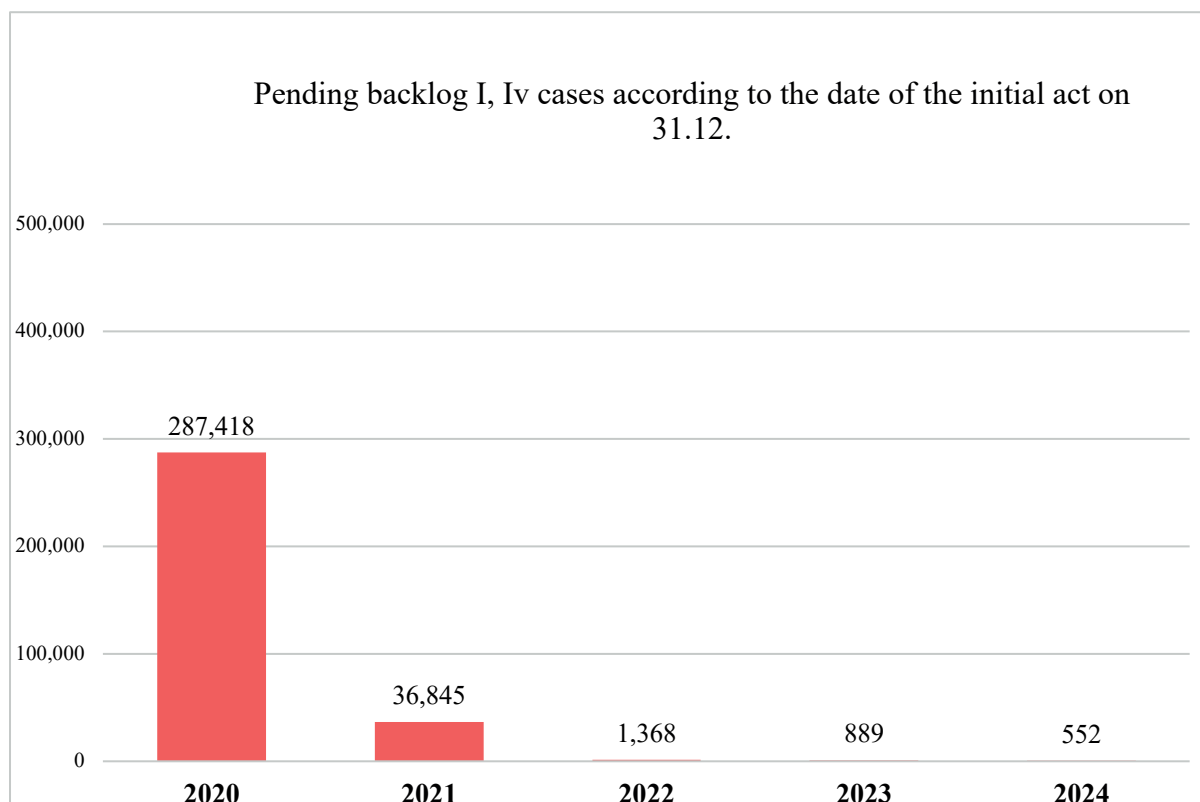




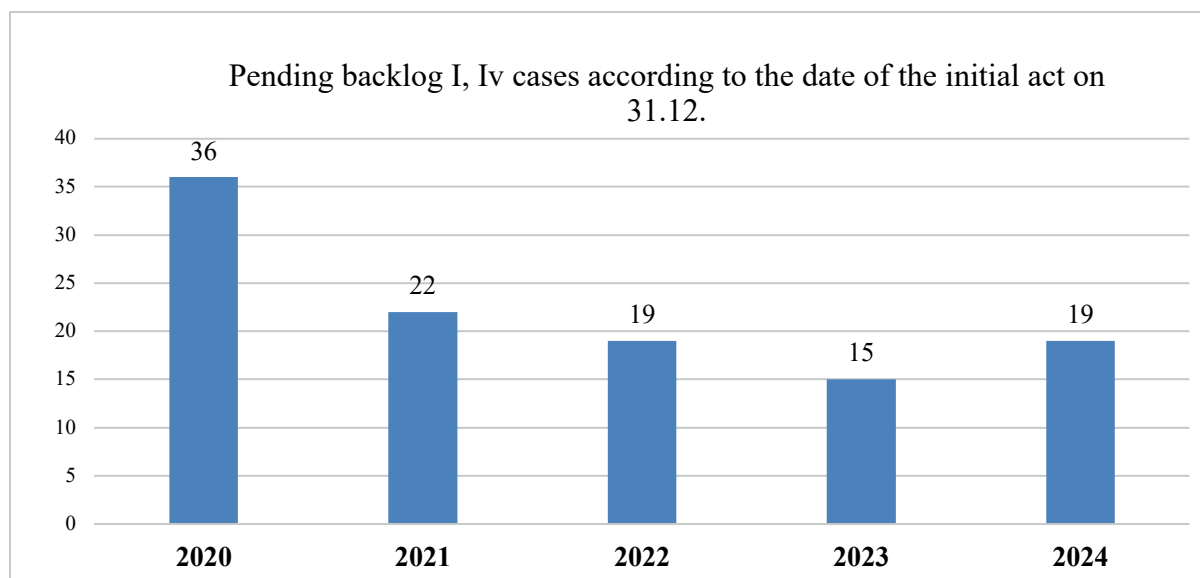
## Annual Report on the Work of the Courts in the Republic of Serbia for 2024



#### BASIC COURTS



#### COMMERCIAL COURTS



It took 217 days for all courts in the Republic of Serbia to issue court decisions.



Prepared by:  
SUPREME COURT

Contributors to the publication:

Mirjana Puzović, head of Office of the Court President  
Ljupka Gogić, advisor on normative affairs and preparation of the General Session  
Biljana Rakić, public relations advisor  
Nataša Mladenović, senior advisor, statistician – analyst  
Jasmina Ljubičić, senior advisor, statistician – analyst

*This publication was supported by the International Fund for the Justice Sector Support in Serbia*



**WORLD BANK GROUP**



